



FLACSO
MÉXICO

LOS PODERES ESTATUTARIOS EN LOS GOBIERNOS
DIVIDIDOS Y UNIFICADOS. ANÁLISIS DE LA
PLURALIDAD POLÍTICA Y LA FISCALIZACIÓN
SUPERIOR EN LOS ESTADOS DE MÉXICO, 1999-2005.

NANCY GARCÍA VÁZQUEZ

Comité de Tesis:
Director: Dr. John Ackerman
Lectora: Dra. Karina Asolabehere
Lectora: Dra. Aimeé Figueroa

FLACSO

.....SEDE ACADÉMICA DE MÉXICO.....

ANEXO 5.

COMPOSICIÓN DE LOS PODERES LEGISLATIVOS 1999-2005

Fuente: Lujambio (2000). Datos para los años 1999-2001) Instituto de Estudios para la Transición Democrática A.C (2003). Datos para los años 1999-2001 Páginas de los congresos estatales. Gráficas de elaboración propia.

DIPUTADOS DE MAYORIA RELATIVA 1999
**DIPUTADOS DE REPRESENTACION
PROPORCIONAL 1999**

| ESTADO | PAN | PRI | PRD | OTRO | TOTAL |
|---------------------|-----|-----|-----|------|-------|
| Aguascalientes | 12 | 6 | 0 | 0 | 18 |
| Baja California | 11 | 5 | 0 | 0 | 16 |
| Baja California Sur | 1 | 2 | 10 | 2 | 15 |
| Campeche | 1 | 16 | 4 | 0 | 21 |
| Chiapas | 2 | 21 | 1 | 0 | 24 |
| Chihuahua | 6 | 16 | 0 | 0 | 22 |
| Coahuila | 8 | 12 | 0 | 0 | 20 |
| Colima | 4 | 8 | 0 | 0 | 12 |
| Distrito Federal | 2 | 0 | 38 | 0 | 40 |
| Durango | 1 | 14 | 0 | 0 | 15 |
| Estado de México | 10 | 30 | 5 | 0 | 45 |
| Guanajuato | 14 | 6 | 2 | 0 | 22 |
| Guerrero | 1 | 24 | 3 | 0 | 28 |
| Hidalgo | 2 | 16 | 0 | 0 | 18 |
| Jalisco | 9 | 11 | 0 | 0 | 20 |
| Michoacán | 0 | 18 | 0 | 0 | 18 |
| Morelos | 3 | 8 | 7 | 0 | 18 |
| Nayarit | 1 | 17 | 0 | 0 | 18 |
| Nuevo León | 18 | 8 | 0 | 0 | 26 |
| Oaxaca | 0 | 23 | 2 | 0 | 25 |
| Puebla | 1 | 25 | 0 | 0 | 26 |
| Querétaro | 8 | 7 | 0 | 0 | 15 |
| Quintana Roo | 0 | 11 | 4 | 0 | 15 |
| San Luis Potosí | 6 | 9 | 0 | 0 | 15 |
| Sinaloa | 3 | 21 | 0 | 0 | 24 |
| Sonora | 6 | 9 | 6 | 0 | 21 |
| Tabasco | 0 | 18 | 0 | 0 | 18 |
| Tamaulipas | 0 | 17 | 2 | 0 | 19 |
| Tlaxcala | 0 | 16 | 2 | 1 | 19 |
| Veracruz | 2 | 21 | 1 | 0 | 24 |
| Yucatán | 5 | 10 | 0 | 0 | 15 |
| Zacatecas | 1 | 11 | 6 | 0 | 18 |

| ESTADO | PAN | PRI | PRD | OTRO | TOTAL |
|---------------------|-----|-----|-----|------|-------|
| Aguascalientes | 4 | 4 | 1 | 0 | 9 |
| Baja California | 0 | 6 | 3 | 0 | 9 |
| Baja California Sur | 3 | 3 | 0 | 0 | 6 |
| Campeche | 2 | 3 | 8 | 1 | 14 |
| Chiapas | 3 | 5 | 5 | 3 | 16 |
| Chihuahua | 6 | 2 | 3 | 0 | 11 |
| Coahuila | 2 | 4 | 2 | 2 | 10 |
| Colima | 3 | 2 | 3 | 0 | 8 |
| Distrito Federal | 9 | 11 | 0 | 6 | 26 |
| Durango | 4 | 0 | 2 | 4 | 10 |
| Estado de México | 12 | 0 | 11 | 7 | 30 |
| Guanajuato | 2 | 6 | 3 | 3 | 14 |
| Guerrero | 1 | 6 | 9 | 2 | 18 |
| Hidalgo | 5 | 2 | 0 | 4 | 11 |
| Jalisco | 11 | 6 | 2 | 1 | 20 |
| Michoacán | 4 | 0 | 7 | 1 | 12 |
| Morelos | 2 | 5 | 4 | 1 | 12 |
| Nayarit | 5 | 3 | 3 | 1 | 12 |
| Nuevo León | 6 | 6 | 2 | 2 | 16 |
| Oaxaca | 4 | 2 | 11 | 0 | 17 |
| Puebla | 6 | 1 | 4 | 2 | 13 |
| Querétaro | 3 | 3 | 1 | 3 | 10 |
| Quintana Roo | 2 | 4 | 3 | 1 | 10 |
| San Luis Potosí | 4 | 5 | 2 | 1 | 12 |
| Sinaloa | 8 | 3 | 5 | 0 | 16 |
| Sonora | 4 | 5 | 3 | 0 | 12 |
| Tabasco | 1 | 1 | 11 | 0 | 13 |
| Tamaulipas | 6 | 3 | 4 | 0 | 13 |
| Tlaxcala | 3 | 1 | 5 | 4 | 13 |
| Veracruz | 7 | 6 | 6 | 2 | 21 |
| Yucatán | 3 | 5 | 2 | 0 | 10 |
| Zacatecas | 5 | 1 | 4 | 2 | 12 |

DIPUTADOS DE MAYORIA RELATIVA 2000

DIPUTADOS DE REPRESENTACION PROPORCIONAL 2000

| ESTADO | PAN | PRI | PRD | OTRO | TOTAL |
|---------------------|-----|-----|-----|------|-------|
| Aguascalientes | 12 | 6 | 0 | 0 | 18 |
| Baja California | 11 | 5 | 0 | 0 | 16 |
| Baja California Sur | 1 | 2 | 10 | 2 | 15 |
| Campeche | 1 | 16 | 4 | 0 | 21 |
| Chiapas | 2 | 21 | 1 | 0 | 24 |
| Chihuahua | 6 | 16 | 0 | 0 | 22 |
| Coahuila | 1 | 19 | 0 | 0 | 20 |
| Colima | 4 | 8 | 0 | 0 | 12 |
| Distrito Federal | 2 | 0 | 38 | 0 | 40 |
| Durango | 1 | 14 | 0 | 0 | 15 |
| Estado de México | 10 | 30 | 5 | 0 | 45 |
| Guanajuato | 14 | 6 | 2 | 0 | 22 |
| Guerrero | 0 | 23 | 5 | 0 | 28 |
| Hidalgo | 2 | 16 | 0 | 0 | 18 |
| Jalisco | 9 | 11 | 0 | 0 | 20 |
| Michoacán | 0 | 18 | 0 | 0 | 18 |
| Morelos | 3 | 8 | 7 | 0 | 18 |
| Nayarit | 4 | 5 | 7 | 2 | 18 |
| Nuevo León | 18 | 8 | 0 | 0 | 26 |
| Oaxaca | 0 | 23 | 2 | 0 | 25 |
| Puebla | 1 | 25 | 0 | 0 | 26 |
| Querétaro | 8 | 7 | 0 | 0 | 15 |
| Quintana Roo | 0 | 11 | 4 | 0 | 15 |
| San Luis Potosí | 6 | 9 | 0 | 0 | 15 |
| Sinaloa | 3 | 21 | 0 | 0 | 24 |
| Sonora | 6 | 9 | 6 | 0 | 21 |
| Tabasco | 0 | 18 | 0 | 0 | 18 |
| Tamaulipas | 0 | 17 | 2 | 0 | 19 |
| Tlaxcala | 0 | 16 | 2 | 1 | 19 |
| Veracruz | 2 | 21 | 1 | 0 | 24 |
| Yucatán | 5 | 10 | 0 | 0 | 15 |
| Zacatecas | 1 | 11 | 6 | 0 | 18 |

| ESTADO | PAN | PRI | PRD | OTRO | TOTAL |
|---------------------|-----|-----|-----|------|-------|
| Aguascalientes | 4 | 4 | 1 | 0 | 9 |
| Baja California | 0 | 6 | 3 | 0 | 9 |
| Baja California Sur | 3 | 3 | 0 | 0 | 6 |
| Campeche | 2 | 3 | 8 | 1 | 14 |
| Chiapas | 3 | 5 | 5 | 3 | 16 |
| Chihuahua | 6 | 2 | 3 | 0 | 11 |
| Coahuila | 4 | 0 | 2 | 6 | 12 |
| Colima | 3 | 2 | 3 | 0 | 8 |
| Distrito Federal | 9 | 11 | 0 | 6 | 26 |
| Durango | 4 | 0 | 2 | 4 | 10 |
| Estado de México | 12 | 0 | 11 | 7 | 30 |
| Guanajuato | 2 | 6 | 3 | 3 | 14 |
| Guerrero | 1 | 7 | 9 | 1 | 18 |
| Hidalgo | 5 | 2 | 0 | 4 | 11 |
| Jalisco | 11 | 6 | 2 | 1 | 20 |
| Michoacán | 4 | 0 | 7 | 1 | 12 |
| Morelos | 2 | 5 | 4 | 1 | 12 |
| Nayarit | 2 | 6 | 2 | 2 | 12 |
| Nuevo León | 6 | 6 | 2 | 2 | 16 |
| Oaxaca | 4 | 2 | 11 | 0 | 17 |
| Puebla | 6 | 1 | 4 | 2 | 13 |
| Querétaro | 3 | 3 | 1 | 3 | 10 |
| Quintana Roo | 2 | 4 | 3 | 1 | 10 |
| San Luis Potosí | 4 | 5 | 2 | 1 | 12 |
| Sinaloa | 8 | 3 | 5 | 0 | 16 |
| Sonora | 4 | 5 | 3 | 0 | 12 |
| Tabasco | 1 | 1 | 11 | 0 | 13 |
| Tamaulipas | 6 | 3 | 4 | 0 | 13 |
| Tlaxcala | 3 | 1 | 5 | 4 | 13 |
| Veracruz | 7 | 6 | 6 | 2 | 21 |
| Yucatán | 3 | 5 | 2 | 0 | 10 |
| Zacatecas | 5 | 1 | 4 | 2 | 12 |

DIPUTADOS DE MAYORIA RELATIVA 2001

DIPUTADOS DE REPRESENTACION PROPORCIONAL 2001

| ESTADO | PAN | PRI | PRD | OTRO | TOTAL |
|---------------------|-----|-----|-----|------|-------|
| Aguascalientes | 12 | 6 | 0 | 0 | 18 |
| Baja California | 11 | 5 | 0 | 0 | 16 |
| Baja California Sur | 1 | 2 | 10 | 2 | 15 |
| Campeche | 6 | 15 | 3 | 1 | 25 |
| Chiapas | 2 | 21 | 1 | 0 | 24 |
| Chihuahua | 6 | 16 | 0 | 0 | 22 |
| Coahuila | 1 | 19 | 0 | 0 | 20 |
| Colima | 4 | 12 | 0 | 0 | 16 |
| Distrito Federal | 14 | 0 | 18 | 8 | 40 |
| Durango | 1 | 14 | 0 | 0 | 15 |
| Estado de México | 12 | 18 | 6 | 9 | 45 |
| Guanajuato | 22 | 9 | 2 | 2 | 35 |
| Guerrero | 0 | 23 | 5 | 0 | 28 |
| Hidalgo | 2 | 16 | 0 | 0 | 18 |
| Jalisco | 9 | 11 | 0 | 0 | 20 |
| Michoacán | 0 | 18 | 0 | 0 | 18 |
| Morelos | 8 | 8 | 0 | 2 | 18 |
| Nayarit | 4 | 5 | 7 | 2 | 18 |
| Nuevo León | 16 | 10 | 0 | 0 | 26 |
| Oaxaca | 0 | 23 | 2 | 0 | 25 |
| Puebla | 1 | 25 | 0 | 0 | 26 |
| Querétaro | 9 | 6 | 0 | 0 | 15 |
| Quintana Roo | 0 | 11 | 4 | 0 | 15 |
| San Luis Potosí | 6 | 9 | 0 | 0 | 15 |
| Sinaloa | 3 | 21 | 0 | 0 | 24 |
| Sonora | 8 | 11 | 2 | 0 | 21 |
| Tabasco | 12 | 6 | 0 | 0 | 18 |
| Tamaulipas | 0 | 17 | 2 | 0 | 19 |
| Tlaxcala | 0 | 16 | 2 | 1 | 19 |
| Veracruz | 2 | 21 | 1 | 0 | 24 |
| Yucatán | 5 | 10 | 0 | 0 | 15 |
| Zacatecas | 1 | 11 | 6 | 0 | 18 |

| ESTADO | PAN | PRI | PRD | OTRO | TOTAL |
|---------------------|-----|-----|-----|------|-------|
| Aguascalientes | 4 | 4 | 1 | 0 | 9 |
| Baja California | 0 | 6 | 3 | 0 | 9 |
| Baja California Sur | 3 | 3 | 0 | 0 | 6 |
| Campeche | 6 | 4 | 0 | 0 | 10 |
| Chiapas | 3 | 5 | 5 | 3 | 16 |
| Chihuahua | 6 | 2 | 3 | 0 | 11 |
| Coahuila | 4 | 0 | 2 | 6 | 12 |
| Colima | 4 | 1 | 3 | 2 | 10 |
| Distrito Federal | 3 | 16 | 1 | 5 | 25 |
| Durango | 4 | 0 | 2 | 4 | 10 |
| Estado de México | 4 | 7 | 10 | 9 | 30 |
| Guanajuato | 1 | 0 | 0 | 0 | 1 |
| Guerrero | 1 | 7 | 9 | 1 | 18 |
| Hidalgo | 5 | 2 | 0 | 4 | 11 |
| Jalisco | 11 | 6 | 2 | 1 | 20 |
| Michoacán | 4 | 0 | 7 | 1 | 12 |
| Morelos | 5 | 4 | 3 | 0 | 12 |
| Nayarit | 2 | 6 | 2 | 2 | 12 |
| Nuevo León | 7 | 6 | 1 | 2 | 16 |
| Oaxaca | 4 | 2 | 11 | 0 | 17 |
| Puebla | 6 | 1 | 4 | 2 | 13 |
| Querétaro | 13 | 2 | 2 | 3 | 20 |
| Quintana Roo | 2 | 4 | 3 | 1 | 10 |
| San Luis Potosí | 5 | 5 | 2 | 0 | 12 |
| Sinaloa | 8 | 3 | 5 | 0 | 16 |
| Sonora | 5 | 5 | 2 | 0 | 12 |
| Tabasco | 4 | 6 | 1 | 0 | 11 |
| Tamaulipas | 6 | 3 | 4 | 0 | 13 |
| Tlaxcala | 3 | 1 | 5 | 4 | 13 |
| Veracruz | 7 | 6 | 6 | 2 | 21 |
| Yucatán | 3 | 5 | 2 | 0 | 10 |
| Zacatecas | 5 | 1 | 4 | 2 | 12 |



DIPUTADOS DE MAYORIA RELATIVA 2002

DIPUTADOS DE REPRESENTACION PROPORCIONAL 2002

| ESTADO | PAN | PRI | PRD | OTRO | TOTAL |
|---------------------|-----|-----|-----|------|-------|
| Aguascalientes | 7 | 9 | 1 | 2 | 19 |
| Baja California | 12 | 3 | 0 | 1 | 16 |
| Baja California Sur | 1 | 2 | 10 | 2 | 15 |
| Campeche | 6 | 15 | 3 | 1 | 25 |
| Chiapas | 1 | 21 | 2 | 2 | 26 |
| Chihuahua | 6 | 16 | 2 | 2 | 26 |
| Coahuila | 1 | 19 | 0 | 0 | 20 |
| Colima | 4 | 12 | 0 | 0 | 16 |
| Distrito Federal | 14 | 0 | 18 | 8 | 40 |
| Durango | 2 | 13 | 0 | 0 | 15 |
| Estado de México | 12 | 18 | 6 | 9 | 45 |
| Guanajuato | 22 | 9 | 2 | 2 | 35 |
| Guerrero | 0 | 23 | 5 | 0 | 28 |
| Hidalgo | 2 | 16 | 0 | 0 | 18 |
| Jalisco | 14 | 6 | 0 | 0 | 20 |
| Michoacán | 1 | 10 | 13 | 0 | 24 |
| Morelos | 8 | 8 | 0 | 2 | 18 |
| Nayarit | 4 | 5 | 7 | 2 | 18 |
| Nuevo León | 16 | 10 | 0 | 0 | 26 |
| Oaxaca | 0 | 24 | 1 | 0 | 25 |
| Puebla | 1 | 25 | 0 | 0 | 26 |
| Querétaro | 9 | 6 | 0 | 0 | 15 |
| Quintana Roo | 0 | 11 | 4 | 0 | 15 |
| San Luis Potosí | 6 | 9 | 0 | 0 | 15 |
| Sinaloa | 0 | 24 | 0 | 0 | 24 |
| Sonora | 8 | 11 | 2 | 0 | 21 |
| Tabasco | 12 | 6 | 0 | 0 | 18 |
| Tamaulipas | 2 | 16 | 0 | 1 | 19 |
| Tlaxcala | 0 | 14 | 5 | 0 | 19 |
| Veracruz | 4 | 20 | 0 | 0 | 24 |
| Yucatán | 7 | 8 | 0 | 0 | 15 |
| Zacatecas | 1 | 7 | 10 | 0 | 18 |

| ESTADO | PAN | PRI | PRD | OTRO | TOTAL |
|---------------------|-----|-----|-----|------|-------|
| Aguascalientes | 3 | 3 | 0 | 2 | 8 |
| Baja California | 0 | 7 | 2 | 0 | 9 |
| Baja California Sur | 3 | 3 | 0 | 0 | 6 |
| Campeche | 6 | 4 | 0 | 0 | 10 |
| Chiapas | 4 | 3 | 5 | 2 | 14 |
| Chihuahua | 5 | 2 | 2 | 2 | 11 |
| Coahuila | 4 | 0 | 2 | 6 | 12 |
| Colima | 4 | 1 | 3 | 2 | 10 |
| Distrito Federal | 3 | 16 | 1 | 5 | 25 |
| Durango | 6 | 0 | 1 | 3 | 10 |
| Estado de México | 4 | 7 | 10 | 9 | 30 |
| Guanajuato | 1 | 0 | 0 | 0 | 1 |
| Guerrero | 1 | 7 | 9 | 1 | 18 |
| Hidalgo | 5 | 2 | 0 | 4 | 11 |
| Jalisco | 7 | 10 | 2 | 1 | 20 |
| Michoacán | 4 | 7 | 14 | 1 | 26 |
| Morelos | 5 | 4 | 3 | 0 | 12 |
| Nayarit | 2 | 6 | 2 | 2 | 12 |
| Nuevo León | 7 | 6 | 1 | 2 | 16 |
| Oaxaca | 7 | 1 | 7 | 2 | 17 |
| Puebla | 6 | 1 | 4 | 2 | 13 |
| Querétaro | 13 | 2 | 2 | 3 | 20 |
| Quintana Roo | 2 | 4 | 3 | 1 | 10 |
| San Luis Potosí | 5 | 5 | 2 | 0 | 12 |
| Sinaloa | 6 | 3 | 5 | 0 | 14 |
| Sonora | 5 | 5 | 2 | 0 | 12 |
| Tabasco | 4 | 6 | 1 | 0 | 11 |
| Tamaulipas | 5 | 3 | 3 | 2 | 13 |
| Tlaxcala | 3 | 0 | 6 | 4 | 13 |
| Veracruz | 7 | 7 | 4 | 3 | 21 |
| Yucatán | 5 | 4 | 1 | 0 | 10 |
| Zacatecas | 3 | 3 | 3 | 3 | 12 |



DIPUTADOS DE MAYORIA RELATIVA 2003
**DIPUTADOS DE REPRESENTACION
PROPORCIONAL 2003**

| ESTADO | PAN | PRI | PRD | OTRO | TOTAL |
|---------------------|-----|-----|-----|------|-------|
| Aguascalientes | 7 | 9 | 1 | 2 | 19 |
| Baja California | 12 | 3 | 0 | 1 | 16 |
| Baja California Sur | 0 | 4 | 11 | 2 | 17 |
| Campeche | 6 | 15 | 3 | 1 | 25 |
| Chiapas | 1 | 21 | 2 | 2 | 26 |
| Chihuahua | 6 | 16 | 2 | 2 | 26 |
| Coahuila | 1 | 19 | 0 | 0 | 20 |
| Colima | 4 | 12 | 0 | 0 | 16 |
| Distrito Federal | 14 | 0 | 18 | 8 | 40 |
| Durango | 2 | 13 | 0 | 0 | 15 |
| Estado de México | 12 | 18 | 6 | 9 | 45 |
| Guanajuato | 22 | 9 | 2 | 2 | 35 |
| Guerrero | 0 | 23 | 5 | 0 | 28 |
| Hidalgo | 0 | 18 | 0 | 0 | 18 |
| Jalisco | 14 | 6 | 0 | 0 | 20 |
| Michoacán | 1 | 10 | 13 | 0 | 24 |
| Morelos | 8 | 8 | 0 | 2 | 18 |
| Nayarit | 4 | 5 | 7 | 2 | 18 |
| Nuevo León | 16 | 10 | 0 | 0 | 26 |
| Oaxaca | 0 | 24 | 1 | 0 | 25 |
| Puebla | 6 | 20 | 0 | 0 | 26 |
| Querétaro | 9 | 6 | 0 | 0 | 15 |
| Quintana Roo | 0 | 15 | 0 | 0 | 15 |
| San Luis Potosí | 6 | 9 | 0 | 0 | 15 |
| Sinaloa | 0 | 24 | 0 | 0 | 24 |
| Sonora | 8 | 11 | 2 | 0 | 21 |
| Tabasco | 12 | 6 | 0 | 0 | 18 |
| Tamaulipas | 2 | 16 | 0 | 1 | 19 |
| Tlaxcala | 0 | 14 | 5 | 0 | 19 |
| Veracruz | 4 | 20 | 0 | 0 | 24 |
| Yucatán | 7 | 8 | 0 | 0 | 15 |
| Zacatecas | 1 | 7 | 10 | 0 | 18 |

| ESTADO | PAN | PRI | PRD | OTRO | TOTAL |
|---------------------|-----|-----|-----|------|-------|
| Aguascalientes | 3 | 3 | 0 | 2 | 8 |
| Baja California | 0 | 7 | 2 | 0 | 9 |
| Baja California Sur | 2 | 2 | 0 | 2 | 6 |
| Campeche | 6 | 4 | 0 | 0 | 10 |
| Chiapas | 4 | 3 | 5 | 2 | 14 |
| Chihuahua | 5 | 2 | 2 | 2 | 11 |
| Coahuila | 4 | 0 | 2 | 6 | 12 |
| Colima | 4 | 1 | 3 | 2 | 10 |
| Distrito Federal | 3 | 16 | 1 | 5 | 25 |
| Durango | 6 | 0 | 1 | 3 | 10 |
| Estado de México | 4 | 7 | 10 | 9 | 30 |
| Guanajuato | 1 | 0 | 0 | 0 | 1 |
| Guerrero | 1 | 7 | 9 | 1 | 18 |
| Hidalgo | 4 | 0 | 7 | 0 | 11 |
| Jalisco | 7 | 10 | 2 | 1 | 20 |
| Michoacán | 4 | 7 | 14 | 1 | 26 |
| Morelos | 5 | 4 | 3 | 0 | 12 |
| Nayarit | 2 | 6 | 2 | 2 | 12 |
| Nuevo León | 7 | 6 | 1 | 2 | 16 |
| Oaxaca | 7 | 1 | 7 | 2 | 17 |
| Puebla | 4 | 5 | 2 | 4 | 15 |
| Querétaro | 13 | 2 | 2 | 3 | 20 |
| Quintana Roo | 3 | 0 | 3 | 4 | 10 |
| San Luis Potosí | 5 | 5 | 2 | 0 | 12 |
| Sinaloa | 6 | 3 | 5 | 0 | 14 |
| Sonora | 5 | 5 | 2 | 0 | 12 |
| Tabasco | 4 | 6 | 1 | 0 | 11 |
| Tamaulipas | 5 | 3 | 3 | 2 | 13 |
| Tlaxcala | 3 | 0 | 6 | 4 | 13 |
| Veracruz | 7 | 7 | 4 | 3 | 21 |
| Yucatán | 5 | 4 | 1 | 0 | 10 |
| Zacatecas | 3 | 3 | 3 | 3 | 12 |

DIPUTADOS DE MAYORIA RELATIVA 2004

DIPUTADOS DE REPRESENTACION PROPORCIONAL 2004

| ESTADO | PAN | PRI | PRD | OTRO | TOTAL |
|---------------------|-----|-----|-----|------|-------|
| Aguascalientes | 7 | 9 | 1 | 2 | 19 |
| Baja California | 12 | 3 | 0 | 1 | 16 |
| Baja California Sur | 0 | 4 | 11 | 2 | 17 |
| Campeche | 6 | 15 | 3 | 1 | 25 |
| Chiapas | 1 | 21 | 2 | 2 | 26 |
| Chihuahua | 6 | 16 | 2 | 2 | 26 |
| Coahuila | 1 | 19 | 0 | 0 | 20 |
| Colima | 4 | 12 | 0 | 0 | 16 |
| Distrito Federal | 14 | 0 | 18 | 8 | 40 |
| Durango | 2 | 13 | 0 | 0 | 15 |
| Estado de México | 12 | 18 | 6 | 9 | 45 |
| Guanajuato | 22 | 9 | 2 | 2 | 35 |
| Guerrero | 0 | 23 | 5 | 0 | 28 |
| Hidalgo | 0 | 18 | 0 | 0 | 18 |
| Jalisco | 14 | 6 | 0 | 0 | 20 |
| Michoacán | 1 | 10 | 13 | 0 | 24 |
| Morelos | 8 | 8 | 0 | 2 | 18 |
| Nayarit | 4 | 5 | 7 | 2 | 18 |
| Nuevo León | 16 | 10 | 0 | 0 | 26 |
| Oaxaca | 0 | 24 | 1 | 0 | 25 |
| Puebla | 6 | 20 | 0 | 0 | 26 |
| Querétaro | 9 | 6 | 0 | 0 | 15 |
| Quintana Roo | 0 | 15 | 0 | 0 | 15 |
| San Luis Potosí | 6 | 9 | 0 | 0 | 15 |
| Sinaloa | 0 | 24 | 0 | 0 | 24 |
| Sonora | 8 | 11 | 2 | 0 | 21 |
| Tabasco | 12 | 6 | 0 | 0 | 18 |
| Tamaulipas | 2 | 16 | 0 | 1 | 19 |
| Tlaxcala | 0 | 14 | 5 | 0 | 19 |
| Veracruz | 4 | 20 | 0 | 0 | 24 |
| Yucatán | 7 | 8 | 0 | 0 | 15 |
| Zacatecas | 1 | 7 | 10 | 0 | 18 |

| ESTADO | PAN | PRI | PRD | OTRO | TOTAL |
|---------------------|-----|-----|-----|------|-------|
| Aguascalientes | 3 | 3 | 0 | 2 | 8 |
| Baja California | 0 | 7 | 2 | 0 | 9 |
| Baja California Sur | 2 | 2 | 0 | 2 | 6 |
| Campeche | 6 | 4 | 0 | 0 | 10 |
| Chiapas | 4 | 3 | 5 | 2 | 14 |
| Chihuahua | 5 | 2 | 2 | 2 | 11 |
| Coahuila | 4 | 0 | 2 | 6 | 12 |
| Colima | 4 | 1 | 3 | 2 | 10 |
| Distrito Federal | 3 | 16 | 1 | 5 | 25 |
| Durango | 6 | 0 | 1 | 3 | 10 |
| Estado de México | 4 | 7 | 10 | 9 | 30 |
| Guanajuato | 1 | 0 | 0 | 0 | 1 |
| Guerrero | 1 | 7 | 9 | 1 | 18 |
| Hidalgo | 4 | 0 | 7 | 0 | 11 |
| Jalisco | 7 | 10 | 2 | 1 | 20 |
| Michoacán | 4 | 7 | 14 | 1 | 26 |
| Morelos | 5 | 4 | 3 | 0 | 12 |
| Nayarit | 2 | 6 | 2 | 2 | 12 |
| Nuevo León | 7 | 6 | 1 | 2 | 16 |
| Oaxaca | 7 | 1 | 7 | 2 | 17 |
| Puebla | 4 | 5 | 2 | 4 | 15 |
| Querétaro | 13 | 2 | 2 | 3 | 20 |
| Quintana Roo | 3 | 0 | 3 | 4 | 10 |
| San Luis Potosí | 5 | 5 | 2 | 0 | 12 |
| Sinaloa | 6 | 3 | 5 | 0 | 14 |
| Sonora | 5 | 5 | 2 | 0 | 12 |
| Tabasco | 4 | 6 | 1 | 0 | 11 |
| Tamaulipas | 5 | 3 | 3 | 2 | 13 |
| Tlaxcala | 3 | 0 | 6 | 4 | 13 |
| Veracruz | 7 | 7 | 4 | 3 | 21 |
| Yucatán | 5 | 4 | 1 | 0 | 10 |
| Zacatecas | 3 | 3 | 3 | 3 | 12 |



DIPUTADOS DE MAYORIA RELATIVA 2005

DIPUTADOS DE REPRESENTACION PROPORCIONAL 2005

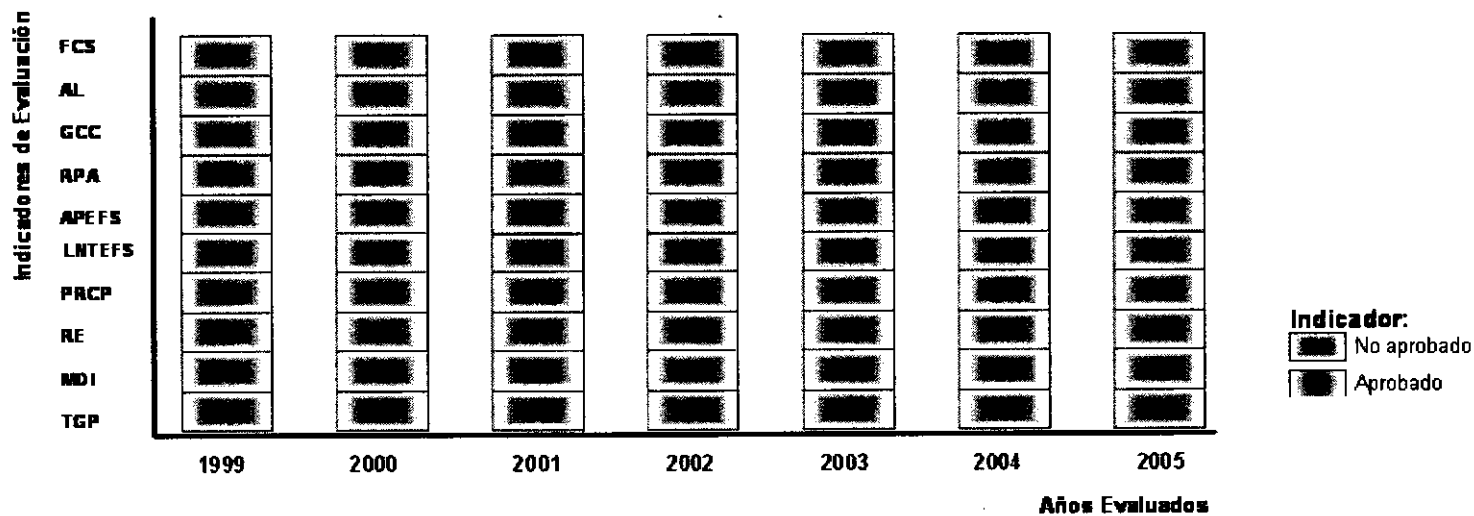
| ESTADO | PAN | PRI | PRD | OTRO | TOTAL |
|---------------------|-----|-----|-----|------|-------|
| Aguascalientes | 15 | 3 | 0 | 0 | 18 |
| Baja California | 12 | 7 | 1 | 1 | 21 |
| Baja California Sur | 0 | 0 | 16 | 0 | 16 |
| Campeche | 5 | 16 | 0 | 0 | 21 |
| Chiapas | 4 | 11 | 7 | 2 | 24 |
| Chihuahua | 5 | 17 | 0 | 0 | 22 |
| Coahuila | 4 | 16 | 0 | 0 | 20 |
| Colima | 4 | 12 | 0 | 0 | 16 |
| Distrito Federal | 3 | 0 | 37 | 0 | 40 |
| Durango | 0 | 15 | 0 | 0 | 15 |
| Estado de México | 11 | 24 | 10 | 0 | 45 |
| Guanajuato | 18 | 3 | 1 | 0 | 22 |
| Guerrero | 0 | 15 | 12 | 1 | 28 |
| Hidalgo | 0 | 18 | 0 | 0 | 18 |
| Jalisco | 6 | 14 | 0 | 0 | 20 |
| Michoacán | 3 | 10 | 11 | 0 | 24 |
| Morelos | 9 | 5 | 4 | 0 | 18 |
| Nayarit | 0 | 18 | 0 | 0 | 18 |
| Nuevo León | 6 | 20 | 0 | 0 | 26 |
| Oaxaca | 3 | 18 | 4 | 0 | 25 |
| Puebla | 2 | 24 | 0 | 0 | 26 |
| Querétaro | 8 | 7 | 0 | 0 | 15 |
| Quintana Roo | 3 | 6 | 5 | 1 | 15 |
| San Luis Potosí | 6 | 9 | 0 | 0 | 15 |
| Sinaloa | 5 | 18 | 0 | 0 | 23 |
| Sonora | 6 | 15 | 0 | 0 | 21 |
| Tabasco | 1 | 9 | 11 | 0 | 21 |
| Tamaulipas | 8 | 18 | 0 | 0 | 26 |
| Tlaxcala | 3 | 8 | 8 | 0 | 19 |
| Veracruz | 14 | 13 | 2 | 1 | 30 |
| Yucatán | 9 | 6 | 0 | 0 | 15 |
| Zacatecas | 1 | 3 | 12 | 2 | 18 |

| ESTADO | PAN | PRI | PRD | OTRO | TOTAL |
|---------------------|-----|-----|-----|------|-------|
| Aguascalientes | 3 | 2 | 1 | 1 | 7 |
| Baja California | 0 | 2 | 1 | 1 | 4 |
| Baja California Sur | 1 | 1 | 0 | 3 | 5 |
| Campeche | 8 | 2 | 1 | 3 | 14 |
| Chiapas | 3 | 6 | 3 | 4 | 16 |
| Chihuahua | 5 | 1 | 3 | 2 | 11 |
| Coahuila | 4 | 4 | 4 | 3 | 15 |
| Colima | 4 | 2 | 2 | 1 | 9 |
| Distrito Federal | 13 | 7 | 0 | 6 | 26 |
| Durango | 7 | 0 | 0 | 3 | 10 |
| Estado de México | 12 | 0 | 9 | 9 | 30 |
| Guanajuato | 1 | 6 | 3 | 4 | 14 |
| Guerrero | 4 | 3 | 5 | 5 | 17 |
| Hidalgo | 2 | 3 | 3 | 3 | 11 |
| Jalisco | 11 | 5 | 2 | 2 | 20 |
| Michoacán | 3 | 5 | 6 | 2 | 16 |
| Morelos | 0 | 3 | 4 | 5 | 12 |
| Nayarit | 6 | 0 | 2 | 4 | 12 |
| Nuevo León | 5 | 3 | 1 | 7 | 16 |
| Oaxaca | 3 | 5 | 4 | 5 | 17 |
| Puebla | 7 | 3 | 2 | 3 | 15 |
| Querétaro | 4 | 2 | 2 | 2 | 10 |
| Quintana Roo | 1 | 2 | 2 | 5 | 10 |
| San Luis Potosí | 5 | 3 | 2 | 2 | 12 |
| Sinaloa | 10 | 3 | 3 | 1 | 17 |
| Sonora | 6 | 2 | 2 | 0 | 10 |
| Tabasco | 2 | 5 | 6 | 1 | 14 |
| Tamaulipas | 1 | 1 | 2 | 2 | 6 |
| Tlaxcala | 3 | 2 | 2 | 0 | 7 |
| Veracruz | 7 | 9 | 4 | 0 | 20 |
| Yucatán | 4 | 4 | 2 | 0 | 10 |
| Zacatecas | 3 | 3 | 3 | 3 | 12 |

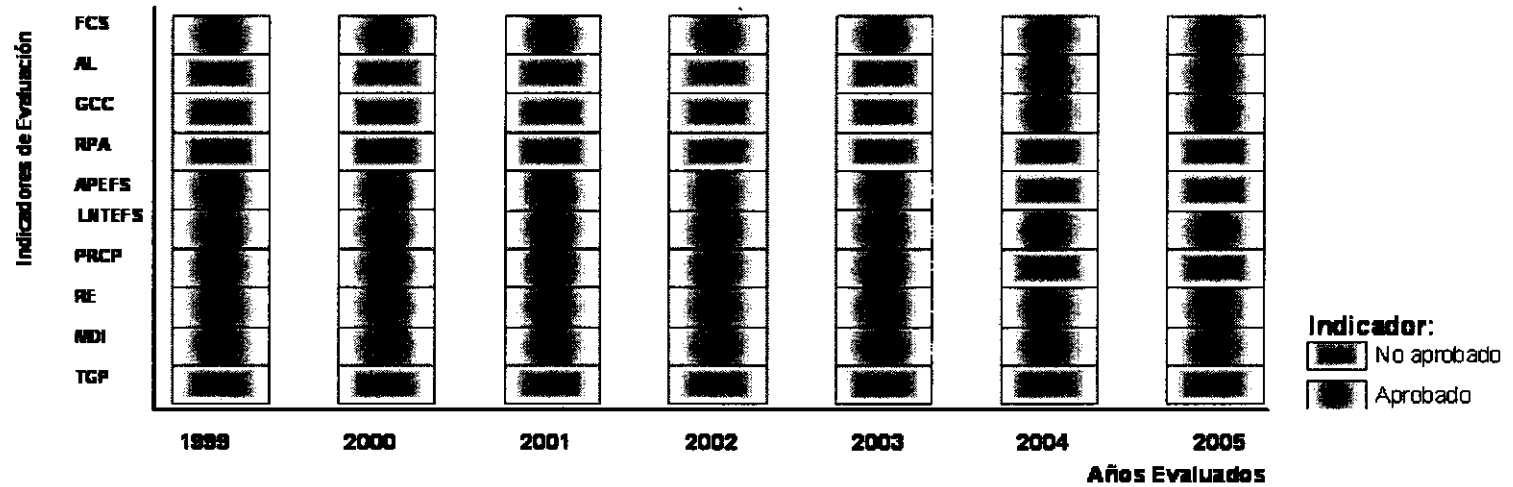
ANEXO 6.

INDICE DE PONDERACIÓN JURÍDICA: CALIFICACIONES (ENTIDAD Y AÑO)

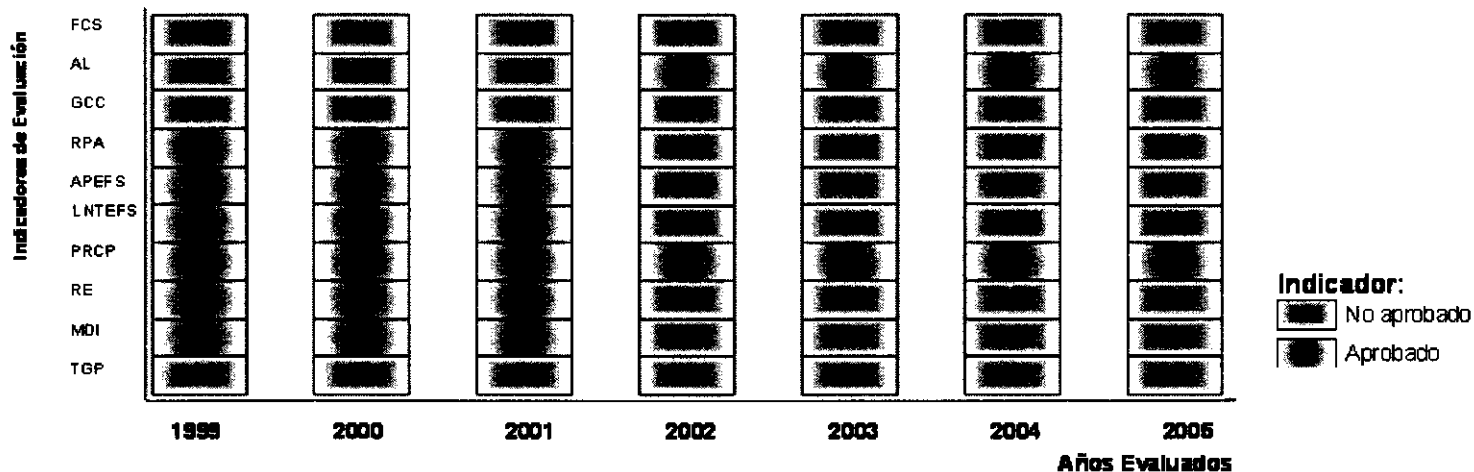
**Comparativo anual de los indicadores de evaluación de las leyes
de Fiscalización Superior del Gasto Público del Estado de Aguascalientes
1999-2005**



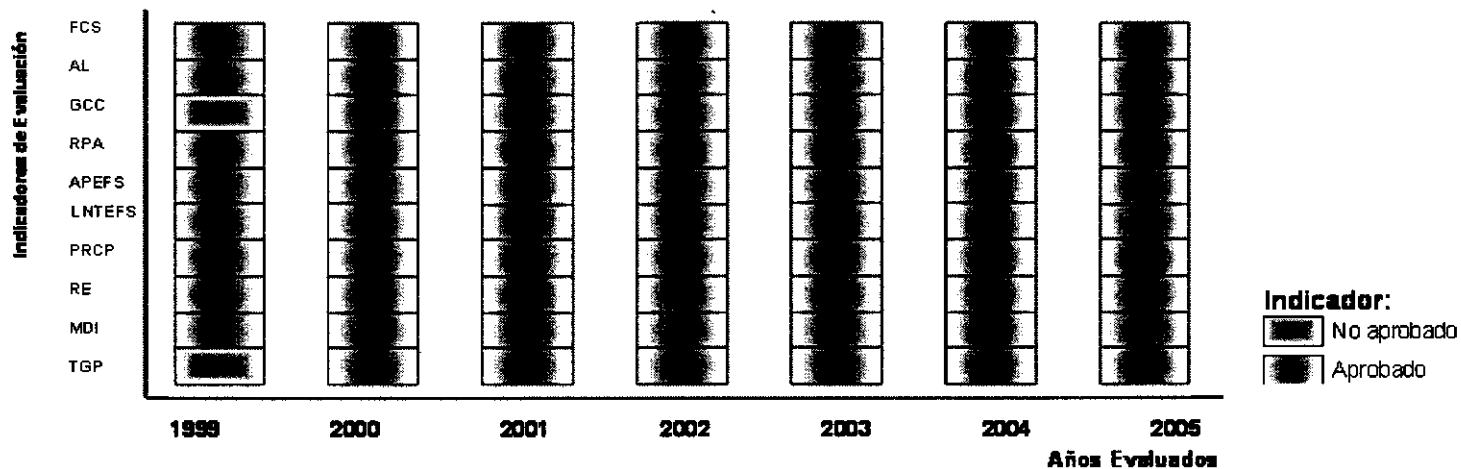
**Comparativo anual de los indicadores de evaluación de las leyes
de Fiscalización Superior del Gasto Público del Estado de Baja California
1999-2005**



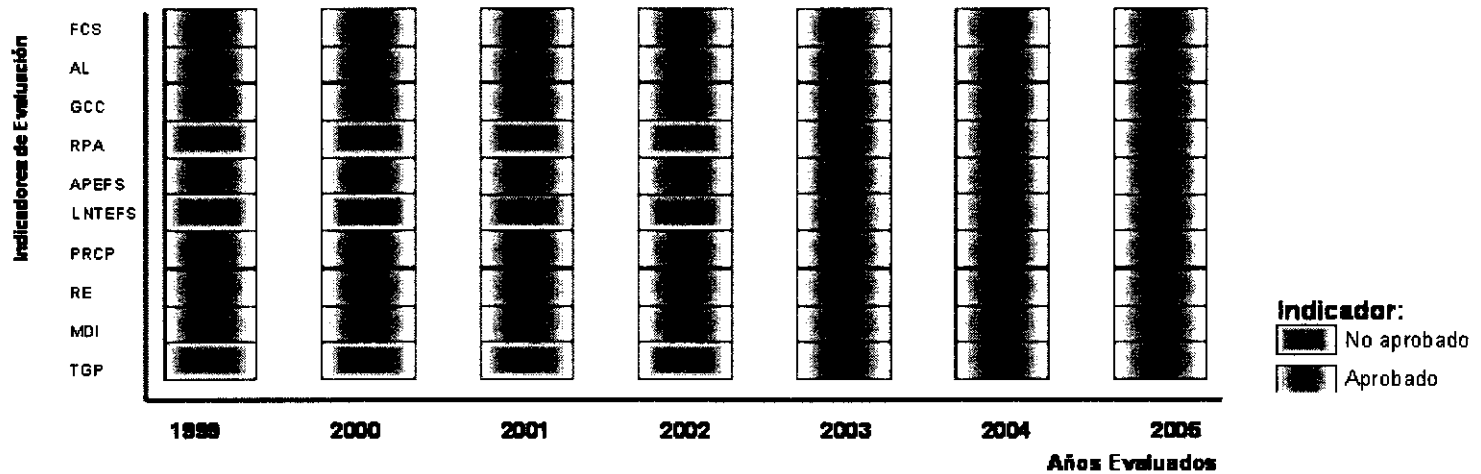
**Comparativo anual de los indicadores de evaluación de las leyes
de Fiscalización Superior del Gasto Público del Estado de Baja California Sur
1999-2005**



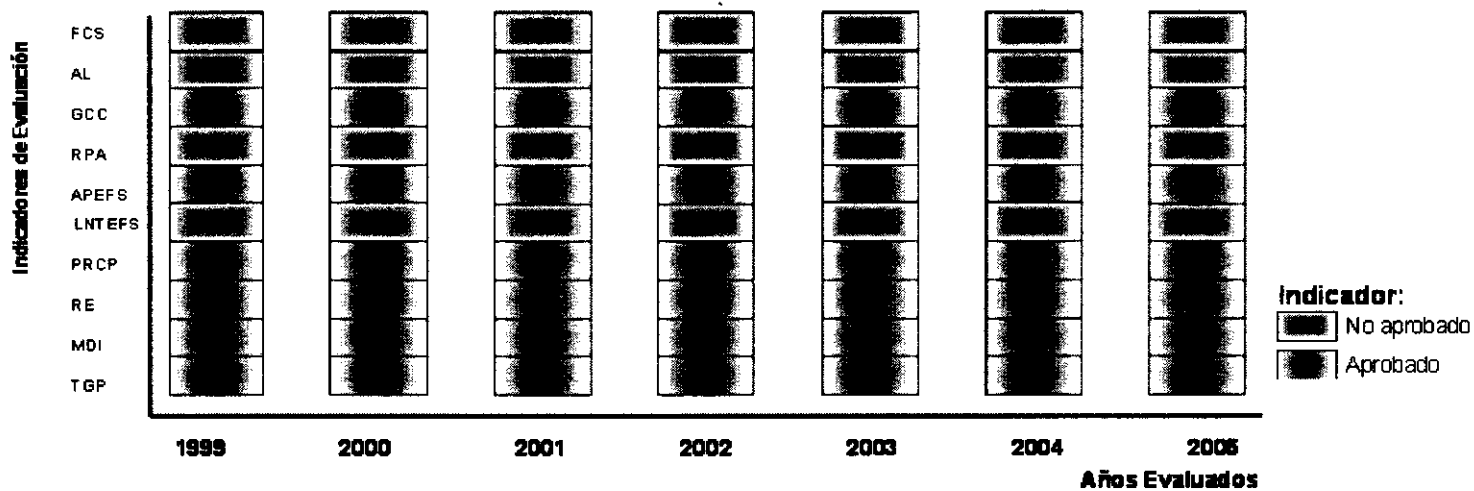
Comparativo anual de los indicadores de evaluación de las leyes de Fiscalización Superior del Gasto Público del Estado de Campeche 1999-2005



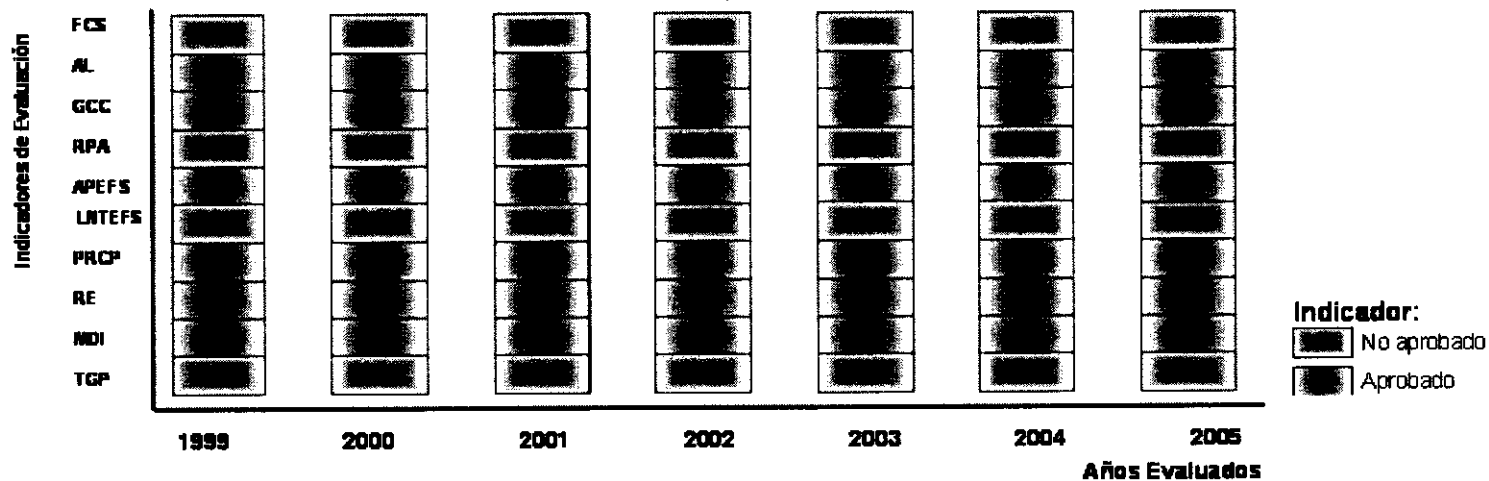
**Comparativo anual de los indicadores de evaluación de las leyes
de Fiscalización Superior del Gasto Público del Estado de Chiapas
1999-2005**



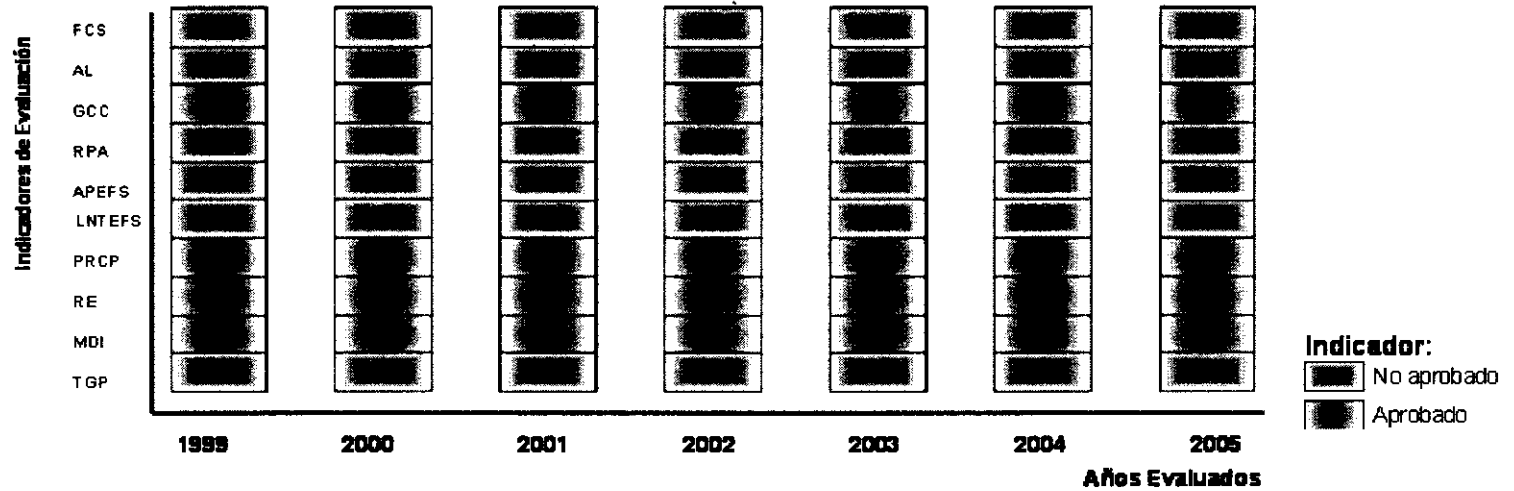
Comparativo anual de los indicadores de evaluación de las leyes de Fiscalización Superior del Gasto Público del Estado de Coahuila 1999-2005



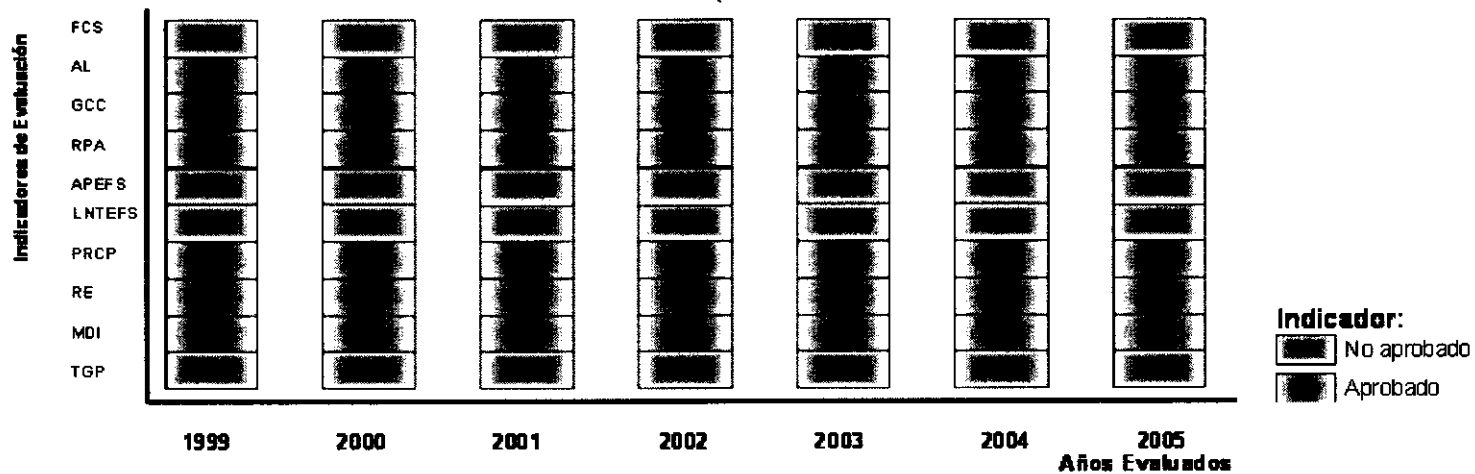
**Comparativo anual de los indicadores de evaluación de las leyes
de Fiscalización Superior del Gasto Público del Estado de Chihuahua
1999-2005**



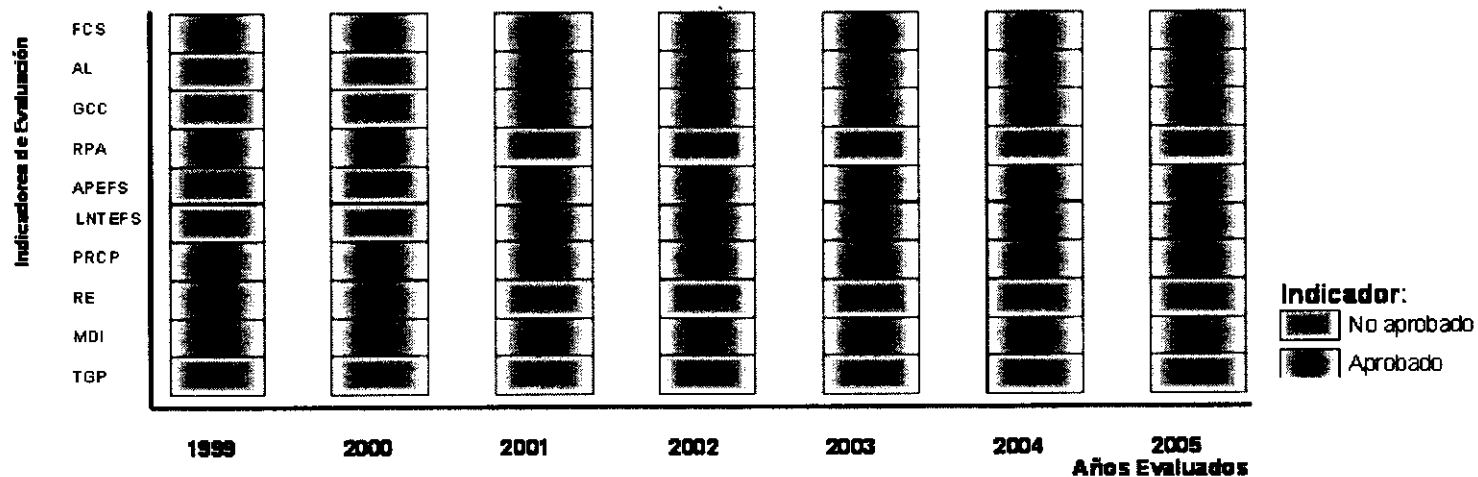
**Comparativo anual de los indicadores de evaluación de las leyes
de Fiscalización Superior del Gasto Público del Estado de Colima
1999-2005**



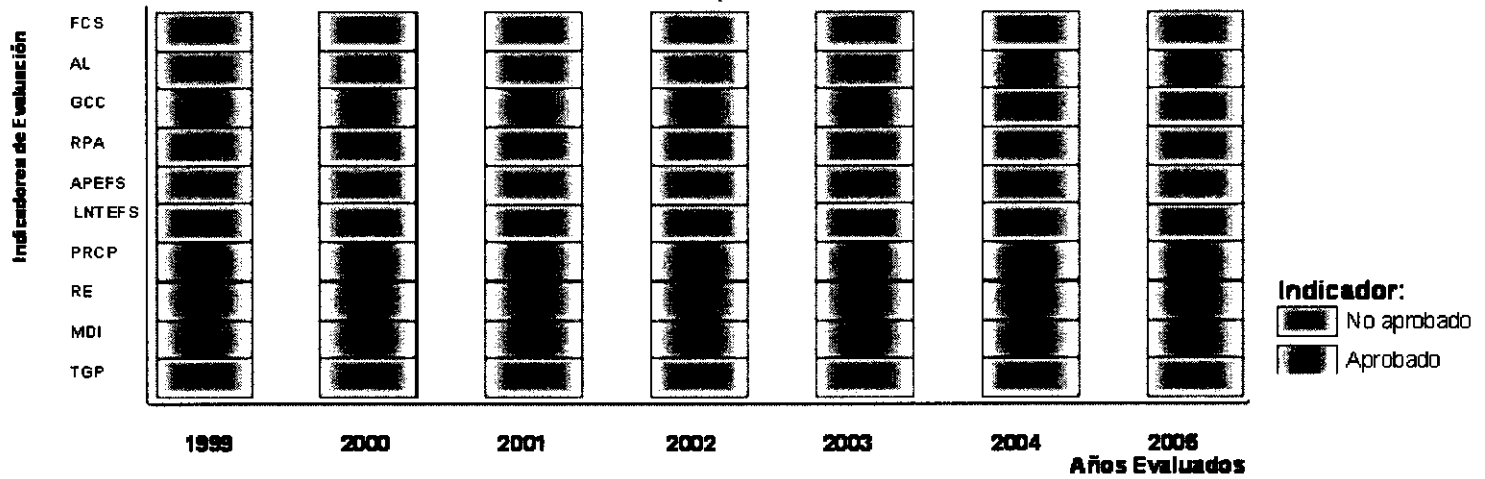
Comparativo anual de los indicadores de evaluación de las leyes de Fiscalización Superior del Gasto Público del Distrito Federal 1999-2005



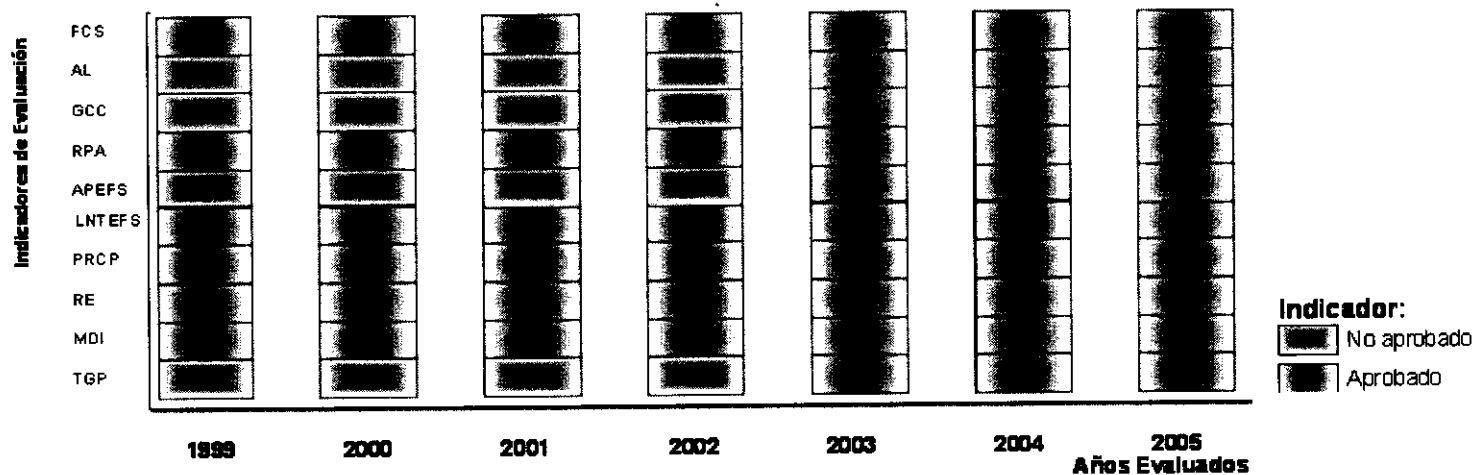
Comparativo anual de los indicadores de evaluación de las leyes de Fiscalización Superior del Gasto Público del Estado de Durango 1999-2005



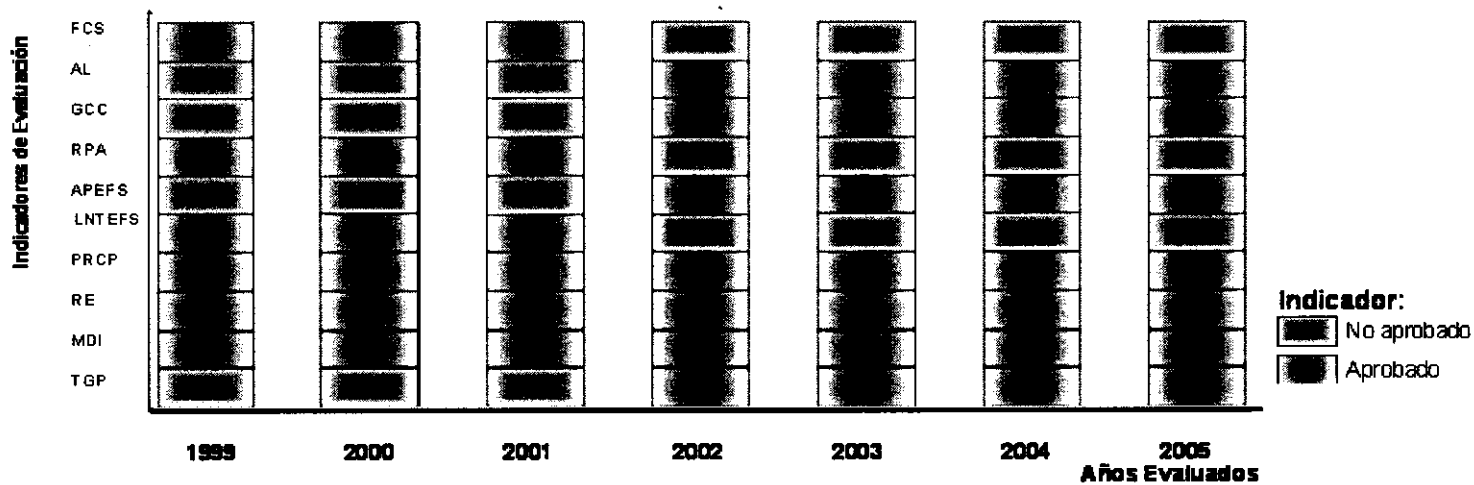
Comparativo anual de los indicadores de evaluación de las leyes de Fiscalización Superior del Gasto Público del Estado de México 1999-2005



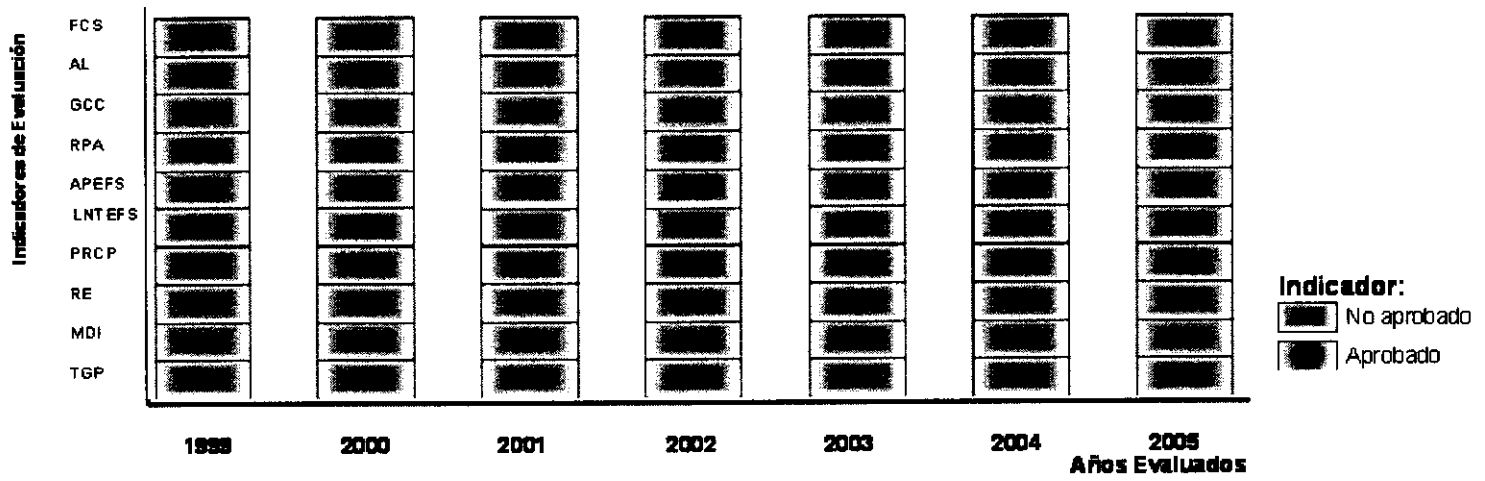
**Comparativo anual de los indicadores de evaluación de las leyes
de Fiscalización Superior del Gasto Público del Estado de Guanajuato
1999-2005**



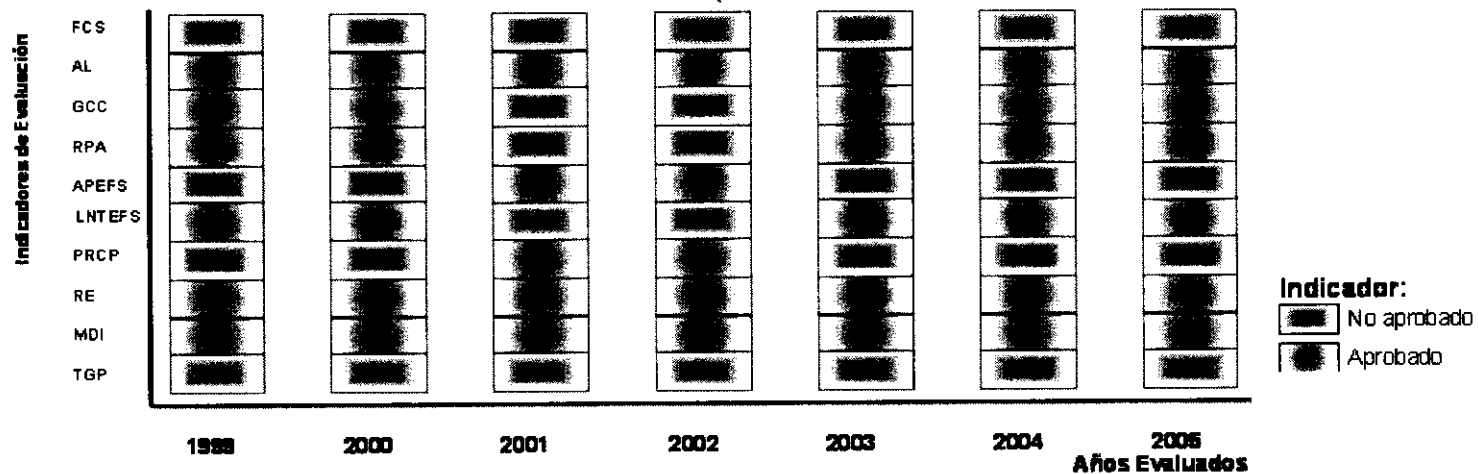
Comparativo anual de los indicadores de evaluación de las leyes de Fiscalización Superior del Gasto Público del Estado de Guerrero 1999-2005



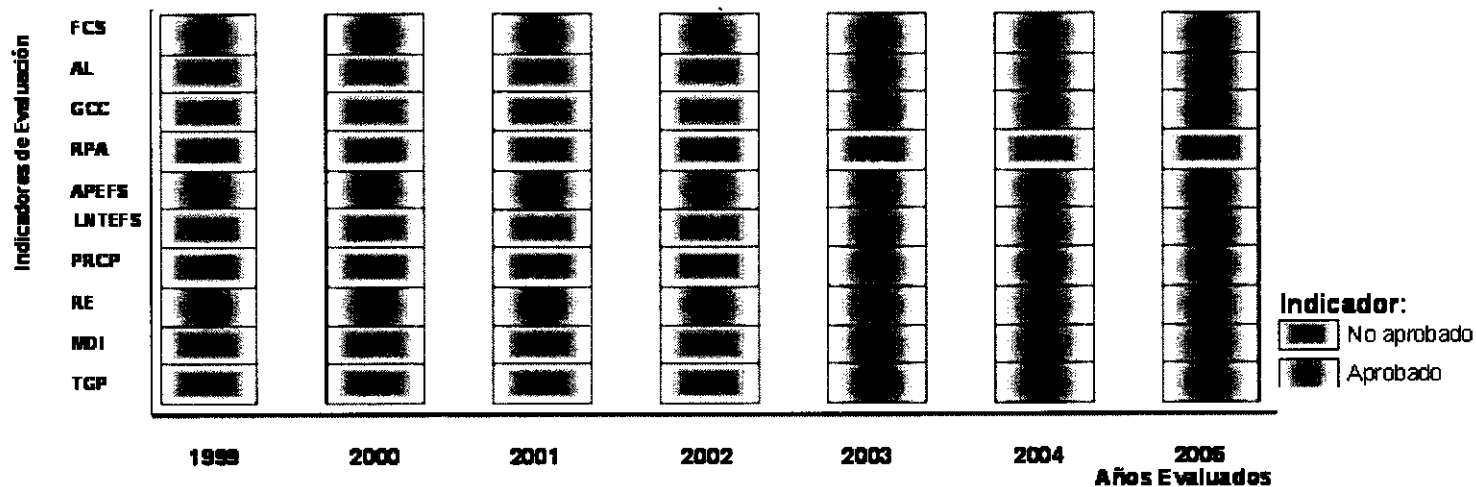
Comparativo anual de los indicadores de evaluación de las leyes de Fiscalización Superior del Gasto Público del Estado de Hidalgo 1999-2005



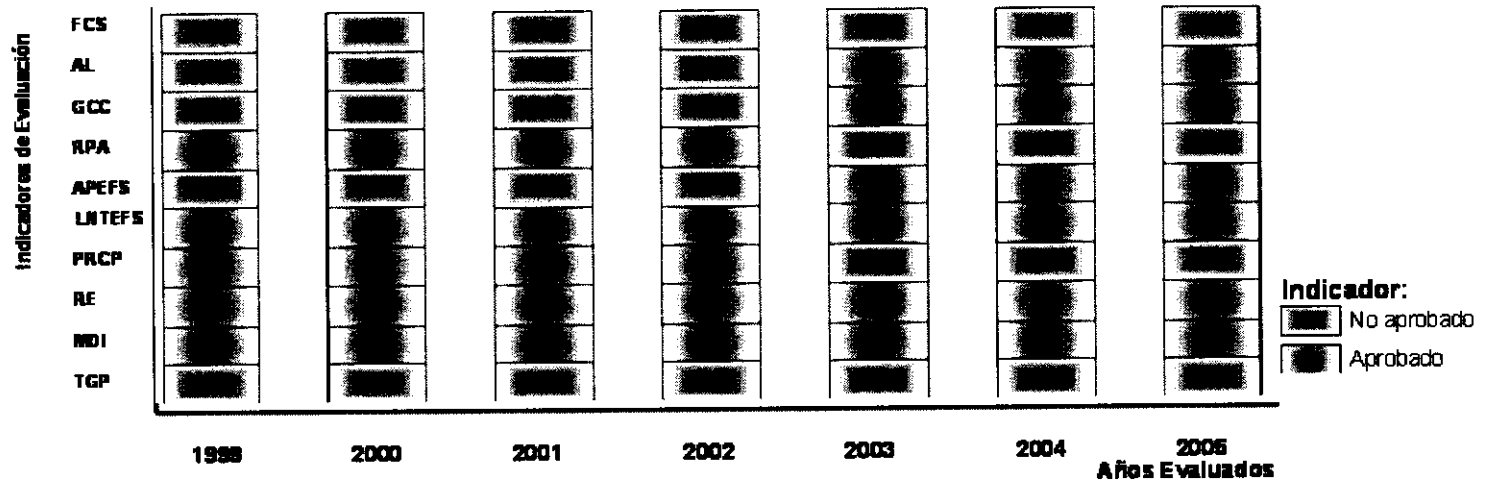
Comparativo anual de los indicadores de evaluación de las leyes de Fiscalización Superior del Gasto Público del Estado de Jalisco 1999-2005



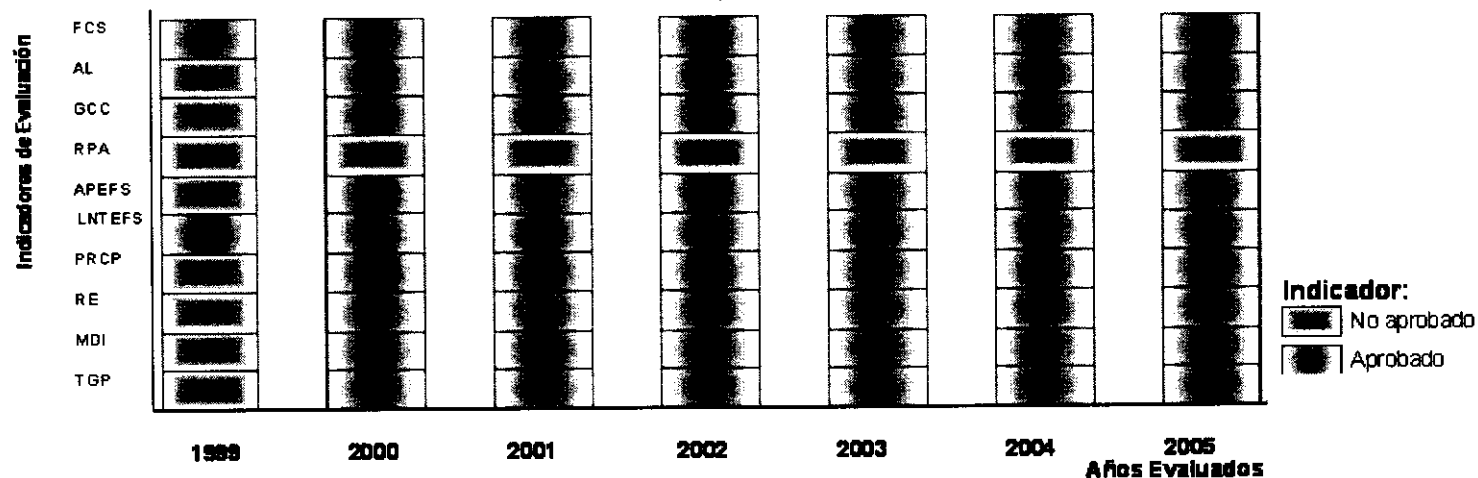
Comparativo anual de los indicadores de evaluación de las leyes de Fiscalización Superior del Gasto Público del Estado de Michoacán 1999-2005



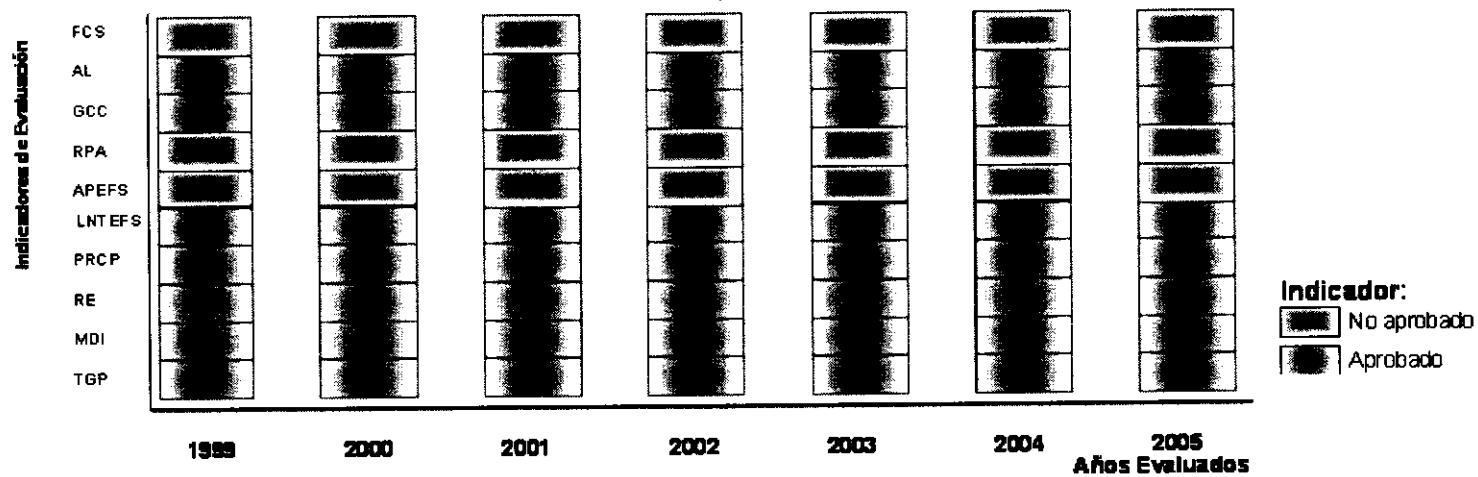
**Comparativo anual de los indicadores de evaluación de las leyes
de Fiscalización Superior del Gasto Público del Estado de Morelos
1999-2005**



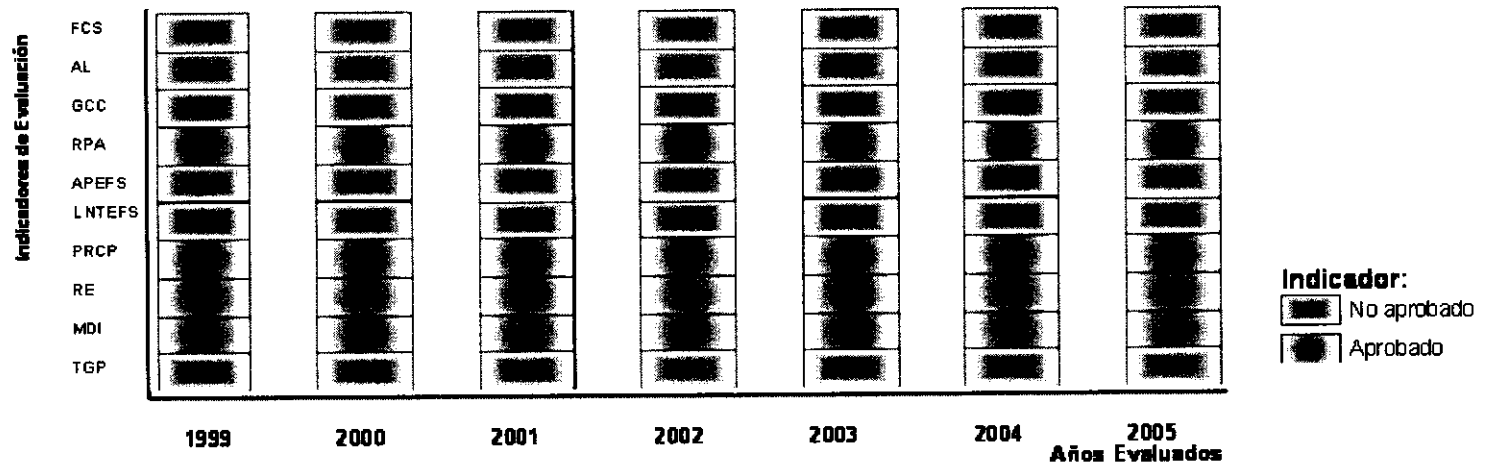
Comparativo anual de los indicadores de evaluación de las leyes de Fiscalización Superior del Gasto Público del Estado de Nayarit 1999-2005



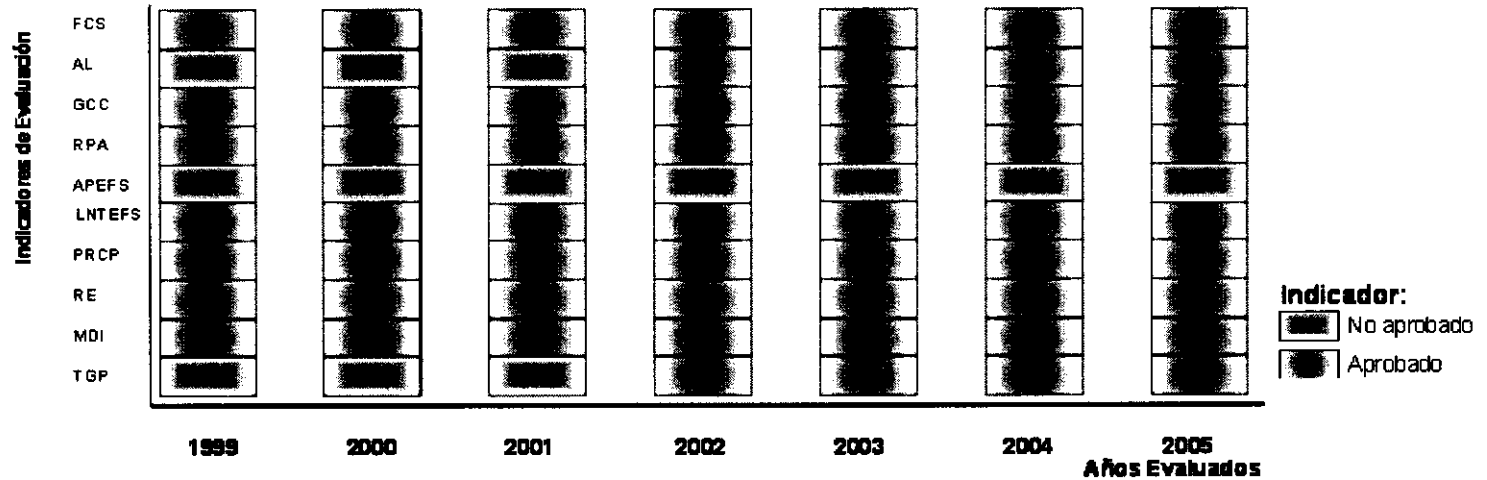
Comparativo anual de los indicadores de evaluación de las leyes de Fiscalización Superior del Gasto Público del Estado de Nuevo León 1999-2005



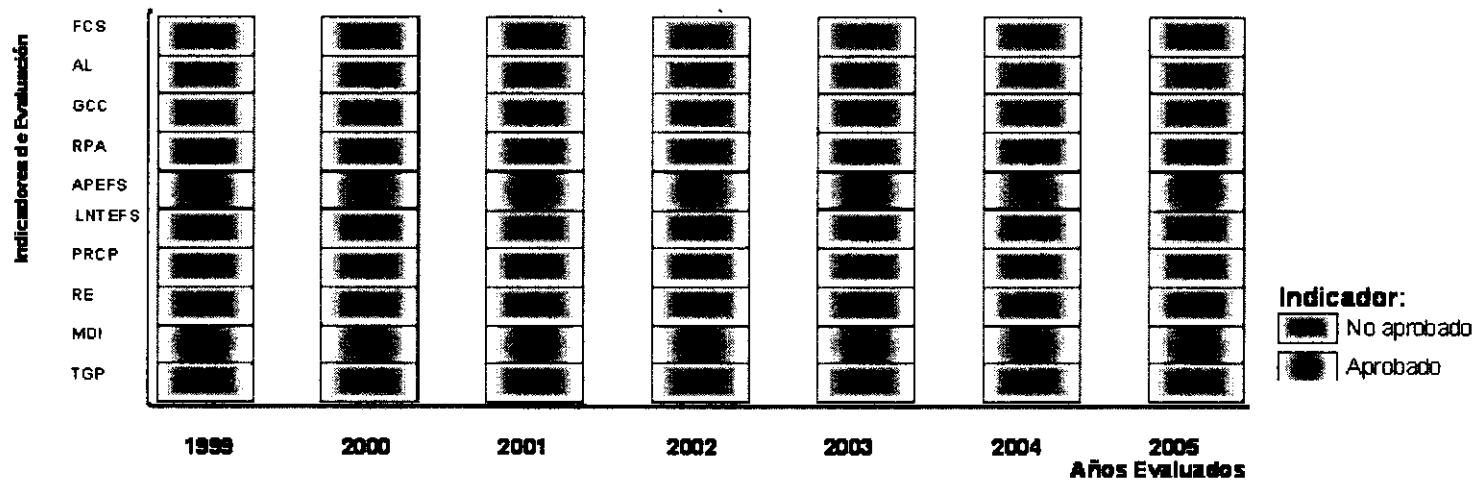
Comparativo anual de los indicadores de evaluación de las leyes de Fiscalización Superior del Gasto Público del Estado de Oaxaca 1999-2005



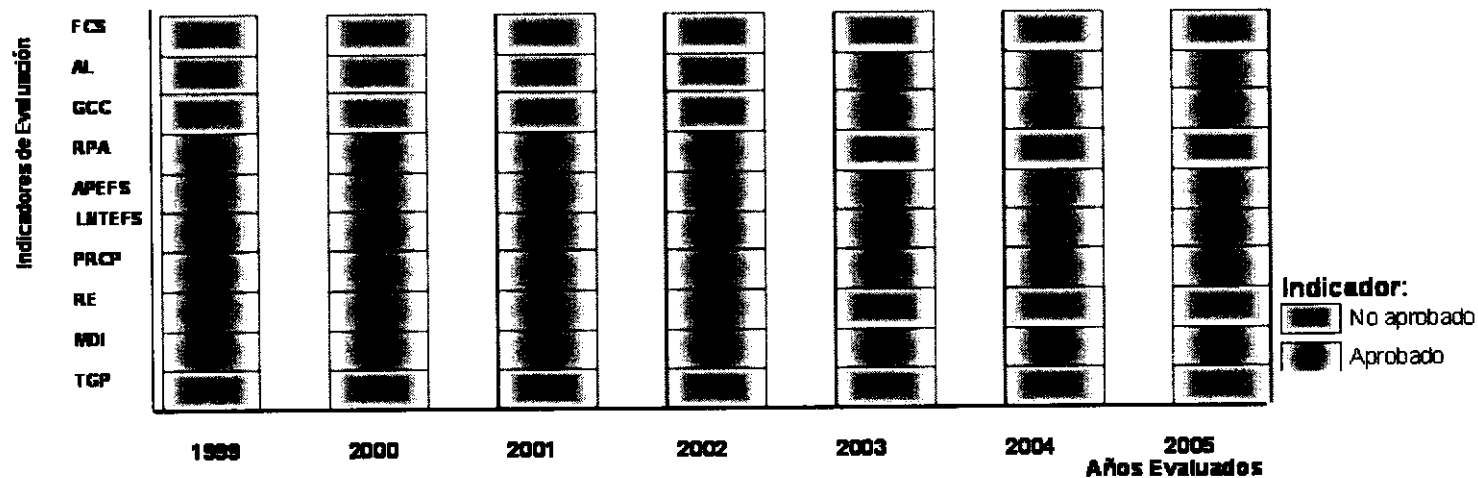
Comparativo anual de los indicadores de evaluación de las leyes de Fiscalización Superior del Gasto Público del Estado de Puebla 1999-2005



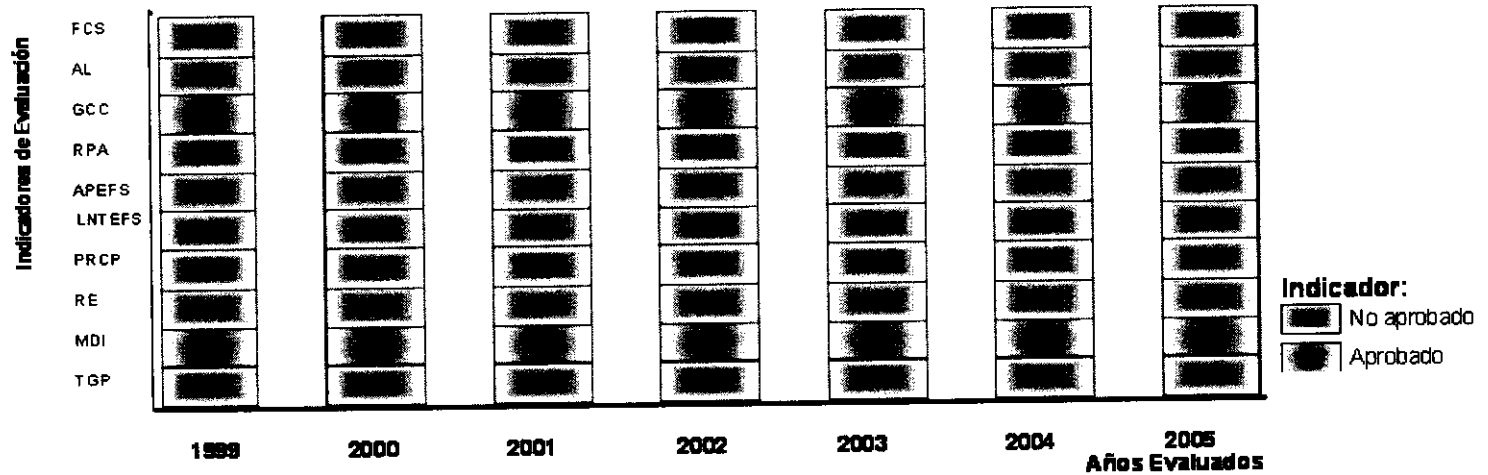
**Comparativo anual de los indicadores de evaluación de las leyes
de Fiscalización Superior del Gasto Público del Estado de Querétaro
1999-2005**



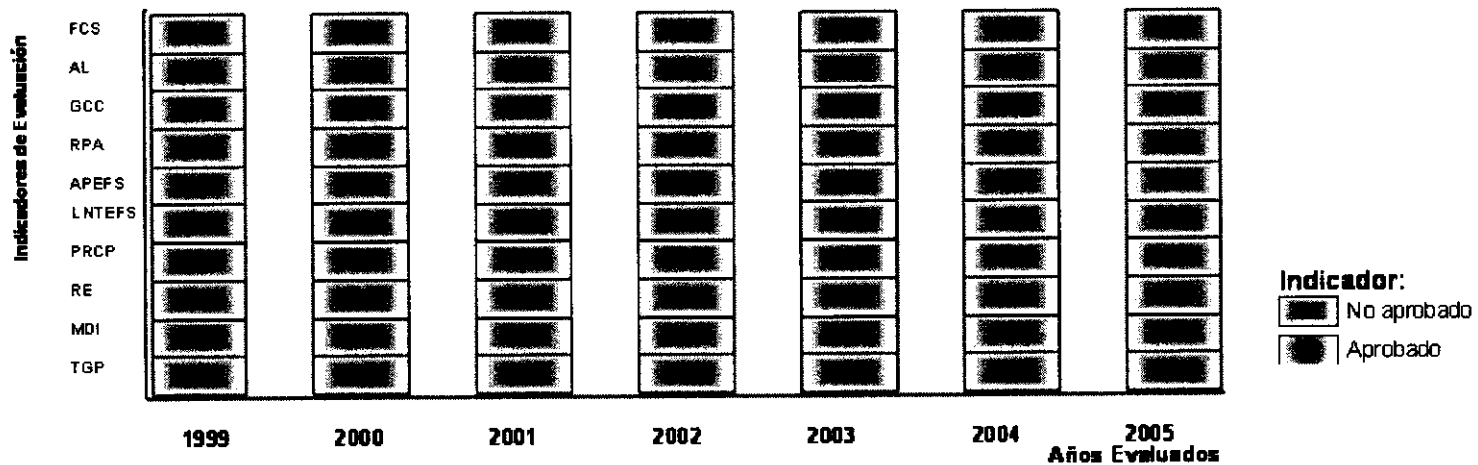
**Comparativo anual de los indicadores de evaluación de las leyes
de Fiscalización Superior del Gasto Público del Estado de Quintana Roo
1999-2005**



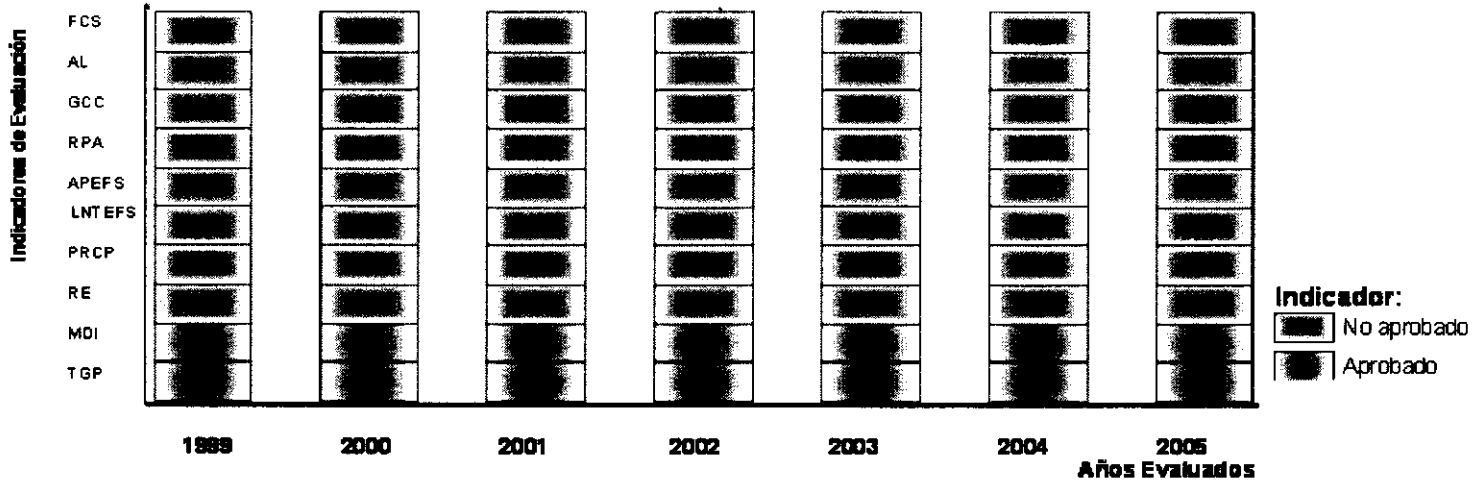
**Comparativo anual de los indicadores de evaluación de las leyes
de Fiscalización Superior del Gasto Público del Estado de San Luis Potosí
1999-2005**



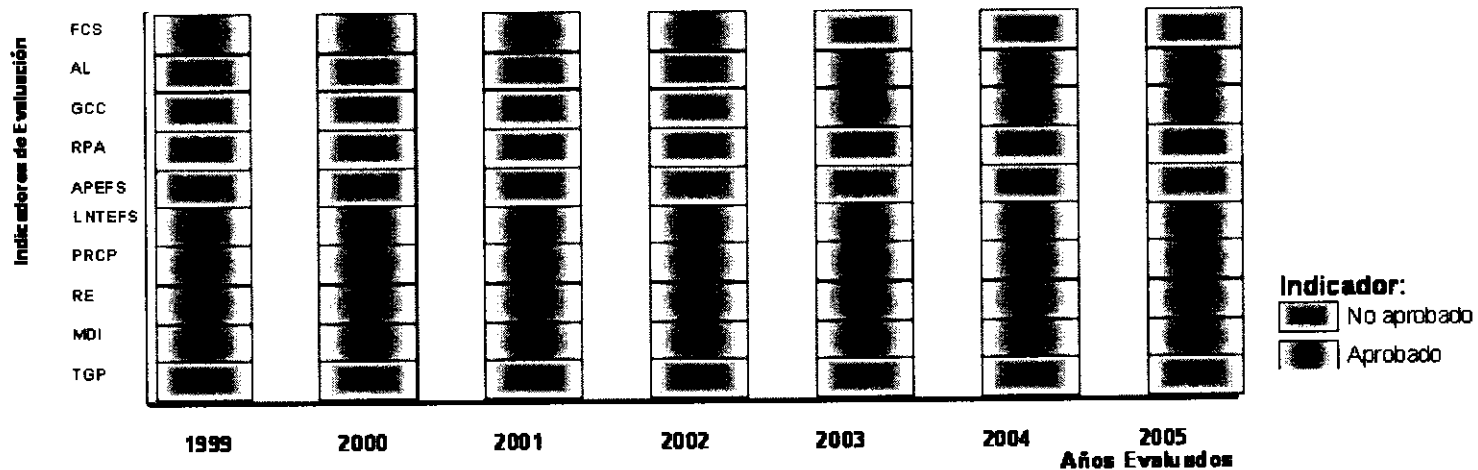
Comparativo anual de los indicadores de evaluación de las leyes de Fiscalización Superior del Gasto Público del Estado de Sinaloa 1999-2005



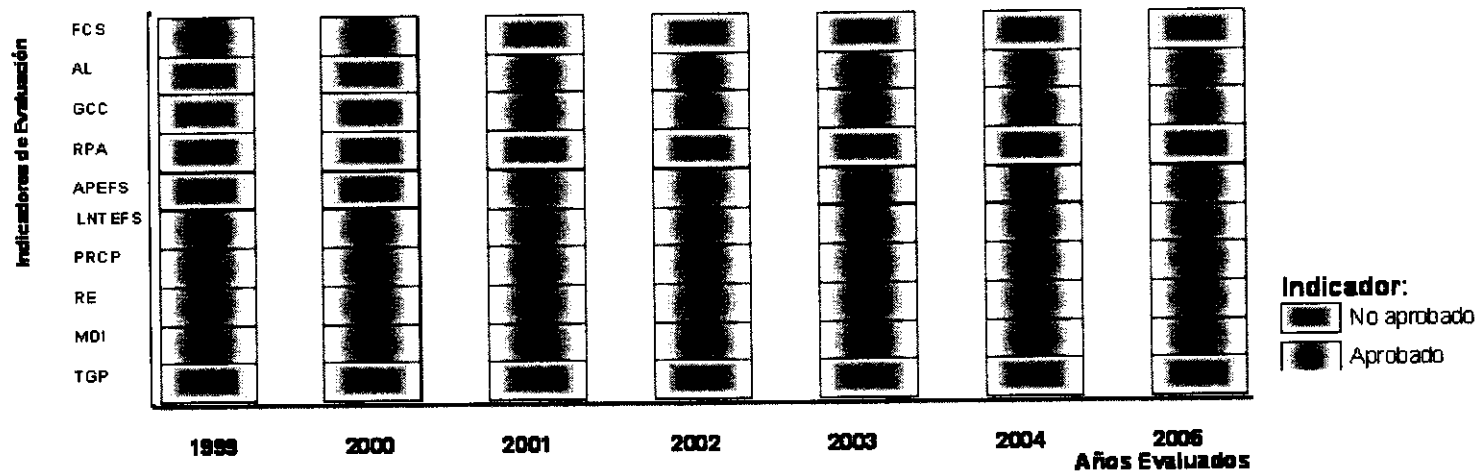
**Comparativo anual de los indicadores de evaluación de las leyes
de Fiscalización Superior del Gasto Público del Estado de Sonora
1999-2005**



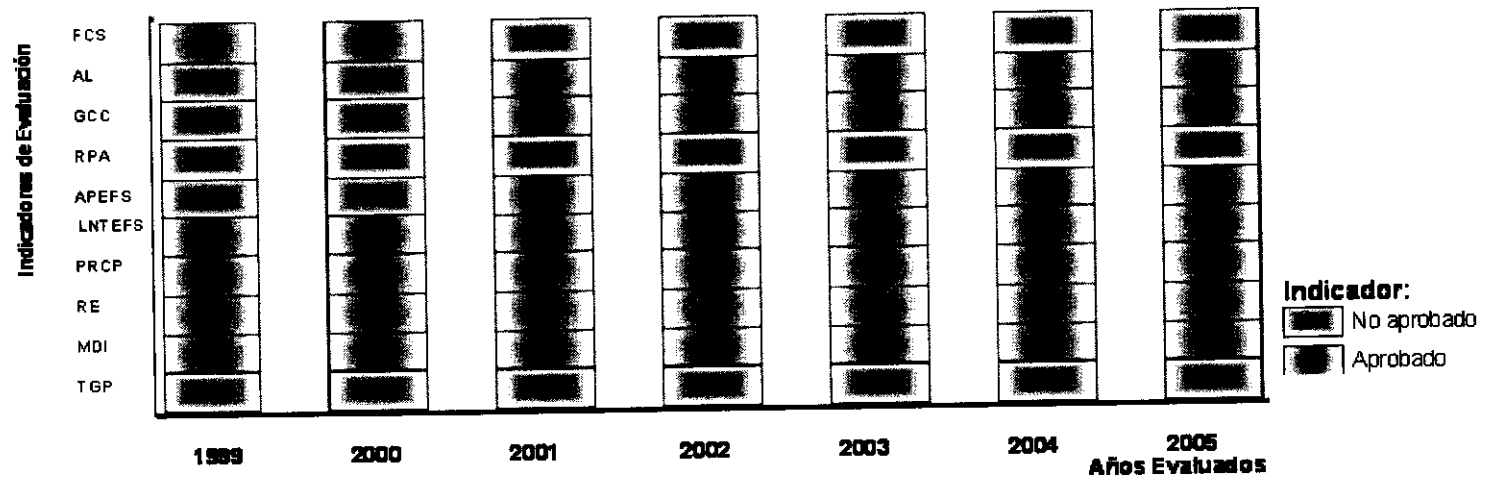
Comparativo anual de los Indicadores de evaluación de las leyes de Fiscalización Superior del Gasto Público del Estado de Tabasco 1999-2005



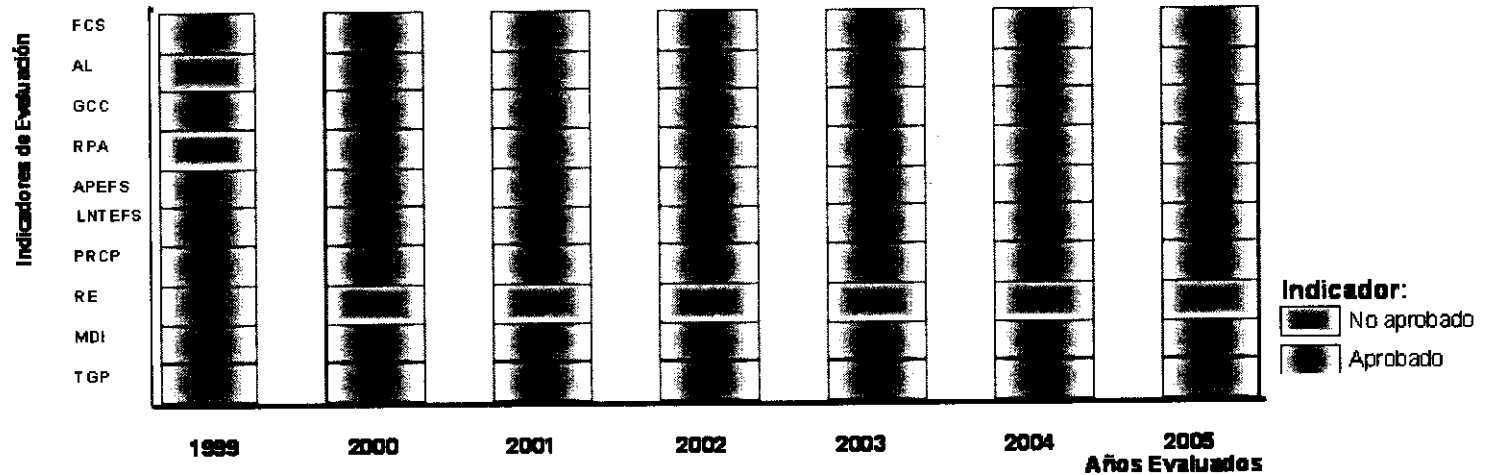
Comparativo anual de los indicadores de evaluación de las leyes de Fiscalización Superior del Gasto Público del Estado de Tamaulipas 1999-2005



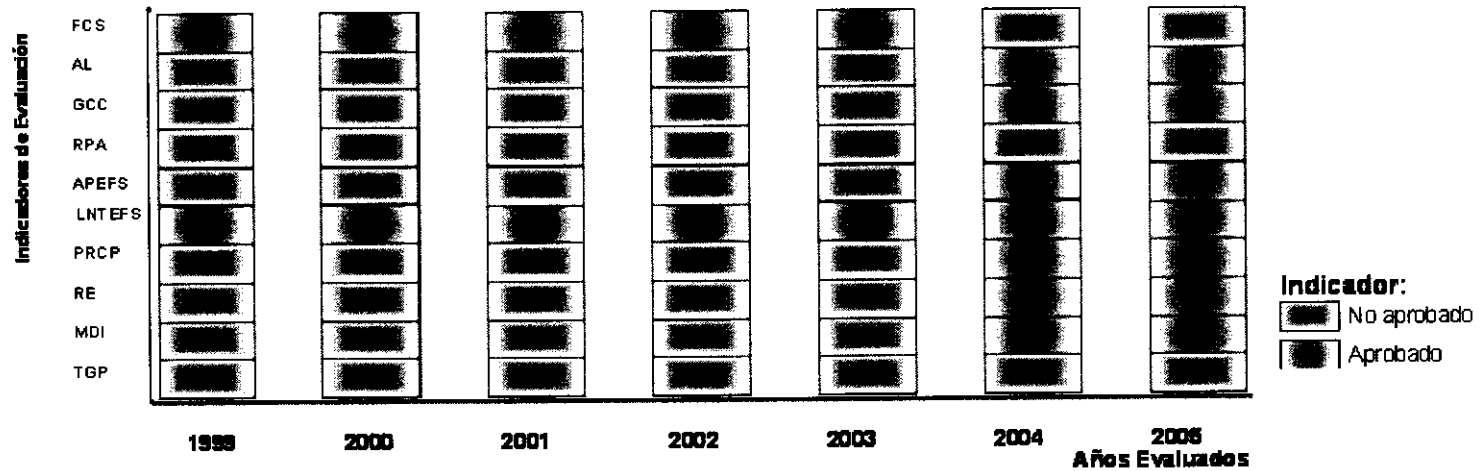
**Comparativo anual de los indicadores de evaluación de las leyes
de Fiscalización Superior del Gasto Público del Estado de Tlaxcala
1999-2005**



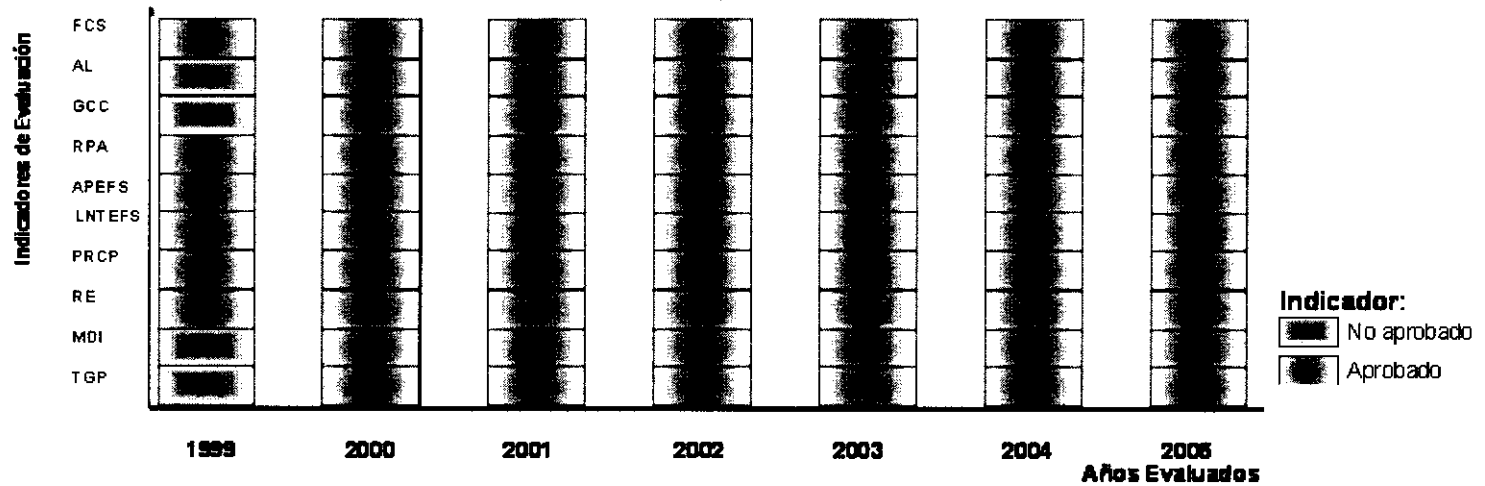
**Comparativo anual de los indicadores de evaluación de las leyes
de Fiscalización Superior del Gasto Público del Estado de Veracruz
1999-2005**



Comparativo anual de los indicadores de evaluación de las leyes de Fiscalización Superior del Gasto Público del Estado de Yucatán 1999-2005



**Comparativo anual de los indicadores de evaluación de las leyes
de Fiscalización Superior del Gasto Público del Estado de Zacatecas
1999-2005**



ANEXO 7

VARIACION DEL ESTUDIO DE PANEL

Presentación:

La variación de este estudio de panel, consiste en utilizar la clasificación de Lujambio (1996) sobre los gobiernos divididos. La muestra se compone de 95 gobierno divididos y 129 unificados. Seis variables fueron significativas, pero lo interesante es que los indicadores presentaron un comportamiento similar al de nuestro estudio: los gobernadores se muestran adversos a un marco similar al federal. En los congresos, prevalece el disenso.

5.7. EVIDENCIA: ESTIMACIÓN POR INDICADORES DE LOS FUNDAMENTOS QUE DEFINEN LA RELACIÓN ENTRE LA CALIDAD DE LA LEY Y ESTRUCTURA POLÍTICA (RANDOM-EFFECTS POISSON REGRESSION).

Indicadores de la Regresión

| Variables dependientes | Actualización | Plazo | Revisión | Glosario | Medición |
|-------------------------------|----------------------|-------------------|---------------------|-------------------|---------------------|
| pgefpanc | 0.08 (0.14) | -0.34 (-0.76) | -0.69 (-1.41) | -1.15* (-1.53) | -0.90*** (-2.26) |
| pgefpric | -0.58 (-1.18) | -0.28 (-0.69) | -1.02*** (-2.34) | -1.11* (-1.64) | -0.87*** (-2.33) |
| pgefprdc | 0.54 (1.06) | -0.36 (-0.92) | -0.75*** (-1.81) | -0.03 (-0.05) | -0.75*** (-2.06) |
| pgefotrosc | -0.36 (-0.22) | -0.37 (-0.27) | -2.61*** (-1.70) | -3.86* (-1.61) | -2.85*** (-2.29) |
| partpanc | 3.75*** (3.30) | 0.49 (0.54) | -0.96 (-0.96) | 2.95* (1.64) | 1.14 (-1.34) |
| partpric | 1.22 (1.43) | -0.36 (-0.43) | 0.17 (0.19) | -1.07 (-0.77) | -1.42** (-1.77) |
| partprdc | 2.16*** (2.47) | 0.91 (1.07) | -0.71 (-0.65) | 1.13 (0.65) | -1.60*** (-1.71) |
| partotrosc | 17.63*** (3.79) | 9.27*** (2.37) | -5.46 (-1.32) | 6.40 (1.02) | -4.85 (-1.31) |
| tgobcode2 | -0.26*** (0.27) | -0.03* (-0.43) | -0.09* (-1.07) | -0.11 (-0.86) | 0.02 (0.34) |
| Constante | 1.70*** (2.91) | 2.04*** (4.15) | 2.99*** (5.03) | 2.02 (2.36) | 3.56*** (7.81) |
| Observaciones | 224 | 224 | 224 | 224 | 224 |
| Wald-CHI2 | 86.73*** | 14.01 | 19.60* | 26.41** | 12.42 |
| Prob > chi2 | 0.0000 | 0.1220 | 0.1242 | 0.0018 | 0.1908 |
| Log Likelihood | -419.24 | -529.39 | -559.41 | -419.24 | -548.57 |
| /lnalpha | 0.56 | 0.55 | 0.27 | 0.56 | -0.57 |
| alpha | 1.75 | 1.74 | 1.31 | 1.75 | 0.56 |
| chibar2(01) | 223.39*** | 604.06** | 630.65*** | 223.39*** | 249.28*** |
| Prob>chibar2 | 0.0018 | 0.000 | 0.0000 | 0.000 | 0.000 |

Notas: La variable del tipo de gobierno es una dummy. Los estadísticos z están señalados entre paréntesis. Uno, dos y tres asteriscos indican niveles de significancia de 10, 5 y 1 por ciento respectivamente.

5.8 EVIDENCIA: ESTIMACIÓN POR INDICADORES DE LOS FUNDAMENTOS QUE DEFINEN LA RELACIÓN ENTRE LA CALIDAD DE LA LEY Y ESTRUCTURA POLÍTICA (RANDOM-EFFECTS POISSON REGRESSION).

Indicadores de la Regresión

| Variables dependientes | Autonomía | Fundamento | Transparencia | Legitimidad | Reglamento |
|-------------------------------|---------------------|---------------------|----------------------|----------------------|---------------------|
| pgefpanc | -1.10** (-2.54) | -2.43 (-0.87) | 3.35** (1.66) | -0.35 (-0.71) | 3.00 *** (6.60) |
| pgefpric | -1.69*** (-4.52) | -2.07 (-0.75) | 2.01*** (1.89) | -0.17 (0.34) | 3.00 *** (6.01) |
| pgefprdc | 0.04 (0.13) | -1.01 (-0.37) | 5.12*** (2.80) | 0.09 (0.24) | 3.00 *** (4.01) |
| pgefotrosc | -3.16*** (-2.43) | -15.81 (-0.83) | 8.04*** (1.84) | -1.82 (-1.07) | 0.65 (1.14) |
| partpanc | 1.39 (1.55) | -3.54*** (-2.24) | 2.18 (1.43) | -4.78*** (-3.61) | 2.40 (0.48) |
| partpric | -0.05 (-0.07) | -0.07 (-0.05) | -2.25 (-1.37) | -3.83*** (-3.35) | -4.84 ** (-2.04) |
| partprdc | 0.66 (0.54) | -2.41 (-1.24) | -1.41 (-0.66) | -4.82*** (-3.21) | -2.23 (-1.06) |
| partotrosc | 8.25*** (2.25) | 2.55 (-0.42) | 15.95*** (2.38) | -14.51*** (-3.00) | -10.87 (-1.30) |
| tgobcode2 | -0.12* (1.62) | -0.16 (-1.25) | -0.77*** (-5.55) | 0.11 (1.12) | 0.53*** (2.67) |
| Constante | 3.06*** (4.88) | 4.07* (1.44) | 0.38 (-0.35) | 3.64*** (5.80) | 3.00 *** (4.11) |
| Observaciones | 224 | 224 | 224 | 224 | 224 |
| Wald-CHI2 | 80.20*** | 32.57*** | 70.09*** | 16.96 | 19.68 |
| Prob > chi2 | 0.0000 | 0.0004 | 0.0000 | 0.0493 | 0.0280 |
| Log Likelihood | -692.06 | -436.14 | -469.23 | -510.49 | -515.37 |
| /lnalpha | 1.71 | 1.67 | 1.64 | 1.03 | 1.49 |
| alpha | 5.53 | 5.32 | 5.17 | 2.80 | 4.45 |
| chibar2(01) | 2044.51*** | 989.44*** | 757.50*** | 907.03 *** | 973.90*** |
| Prob>chibar2 | 0.0000 | 0.0000 | 0.0000 | 0.0000 | 0.0000 |

Notas: La variable del tipo de gobierno es una dummy. Los estadísticos z están señalados entre paréntesis. Uno, dos y tres asteriscos indican niveles de significancia de 10, 5 y 1 por ciento respectivamente